

Seminole County Board of  
County Commissioners  
Sanford, FL

Portfolio Performance Review  
November 30, 2021



**Truist Securities**

**Grier Campbell**  
Director  
Fixed Income Sales

404-926-5549  
*Grier.Campbell@truist.com*

**Jon Cantrell - CFA**  
Director  
Head of Fixed Income Strategies  
and Analytics

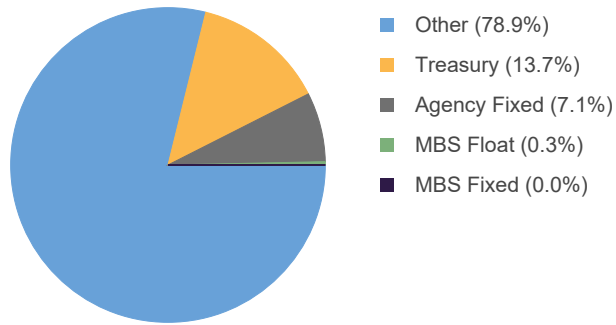
901-842-3704  
*Jon.Cantrell@truist.com*

Strictly Private and Confidential

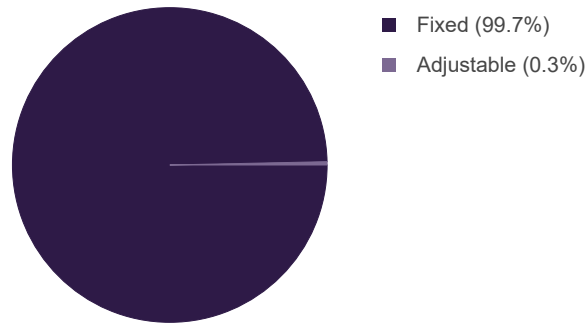
Section I Portfolio Overview..... 3  
Section II Security Inventory Report.....4  
Disclaimer.....8

Steven Jones  
Vice President  
Fixed Income Strategies

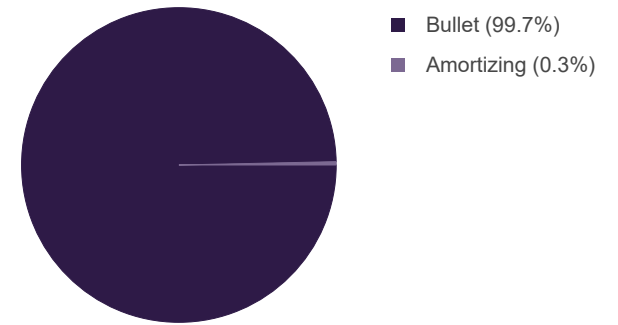
Sector Allocation



Coupon Type



Principal Type



Sector	Par Value	Book Value	Market Value	Gain (Loss)	AFS %	Book Yld (TE)	Average Life	Effective Duration	Effective Convexity	Price Vol. +300 Bps	Market Yld (TE)	3Mo CPR	
												Book Yld (TE)	Average Life
Agency Fixed	38,020,000	38,302,110	38,191,828	(110,282)	100%	(1.01)	0.26	0.26	0.00	(0.77)	0.10	(1.01)	0.26
MBS Fixed	11,069	11,832	11,781	(51)	100%	2.36	1.77	1.65	0.00	(4.84)	2.62	2.87	2.04
MBS Float	1,801,657	1,868,977	1,845,462	(23,515)	100%	1.15	4.29	0.85	0.31	(3.48)	1.47	1.24	6.36
Treasury	73,000,000	73,302,187	73,022,811	(279,377)	100%	0.10	1.53	1.53	0.03	(4.46)	0.41	0.10	1.53
Other	421,005,721	421,005,721	421,005,721	-	100%	0.38	0.31	0.31	0.00	(0.92)	0.38	0.38	0.31
<b>Totals/Averages</b>	<b>533,838,447</b>	<b>534,490,828</b>	<b>534,077,603</b>	<b>(413,225)</b>	<b>100%</b>	<b>0.24</b>	<b>0.49</b>	<b>0.48</b>	<b>0.01</b>	<b>(1.40)</b>	<b>0.36</b>	<b>0.24</b>	<b>0.49</b>

#	CUSIP Sector	FAS 115 Description	Settle Date	Original Face Current Face	Coupon Maturity	Call Date Call Price	Call Type Effect Mat	WAL Base Eff Dur	Book Price Book Yld (TE)	Mkt Price Mkt Yield	Book Value Mkt Value	Gain/Loss Gain/Loss %
1	3133ELNP5 Agency Fixed	AFS Federal Farm Credi	03/20/2020	20,000,000 20,000,000	1.45 02/24/2022	NA -	Non-Callable 02/24/2022	0.23 0.24	100.54 (0.87)	100.32 0.09	20,108,920 20,063,420	(45,500) (0.23%)
2	313378CR0 Agency Fixed	AFS Fed Home Loan Bk	03/16/2020	18,020,000 18,020,000	2.25 03/11/2022	NA -	Non-Callable 03/11/2022	0.28 0.28	100.96 (1.16)	100.60 0.10	18,193,190 18,128,408	(64,782) (0.36%)
<b>Total: Agency Fixed</b>				<b>38,020,000 38,020,000</b>	<b>1.83 03/03/2022</b>	<b>NA 03/03/2022</b>	<b>Non-Callable 03/03/2022</b>	<b>0.26 0.26</b>	<b>100.74 (1.01)</b>	<b>100.45 0.10</b>	<b>38,302,110 38,191,828</b>	<b>(110,282) (0.29%)</b>
3	3128FHCT7 MBS Fixed	AFS FGLMC D75482 6.5	07/25/2001	3,422,641 11,069	6.50 05/01/2026	NA -	Non-Callable 05/01/2026	1.77 1.65	106.90 2.36	106.44 2.62	11,832 11,781	(51) (0.43%)
<b>Total: MBS Fixed</b>				<b>3,422,641 11,069</b>	<b>6.50 05/01/2026</b>	<b>NA 05/01/2026</b>	<b>Non-Callable 05/01/2026</b>	<b>1.77 1.65</b>	<b>106.90 2.36</b>	<b>106.44 2.62</b>	<b>11,832 11,781</b>	<b>(51) (0.43%)</b>
4	36202K7D1 MBS Float	AFS G2AR 008992 1.8	06/22/1995	4,000,000 827	1.88 06/20/2022	NA -	Non-Callable 06/20/2022	0.22 0.18	99.93 1.74	100.19 0.56	827 829	2 0.26%
5	36202J6M5 MBS Float	AFS G2AR 008076 2.1	08/24/1995	1,530,000 750	2.13 11/20/2022	NA -	Non-Callable 11/20/2022	0.45 0.32	101.33 (1.16)	101.09 (0.63)	760 758	(2) (0.24%)
6	36202KME2 MBS Float	AFS G2AR 008457 1.6	07/22/1998	2,461,551 2,690	1.63 07/20/2024	NA -	Non-Callable 07/20/2024	1.22 0.20	101.92 0.10	101.80 0.19	2,742 2,739	(3) (0.11%)
7	36202KPD1 MBS Float	AFS G2AR 008520 2.1	06/22/1995	2,022,030 3,278	2.13 10/20/2024	NA -	Non-Callable 10/20/2024	1.34 0.57	102.26 0.08	100.92 1.07	3,352 3,308	(44) (1.31%)
8	31348SLE2 MBS Float	AFS FH99AR 785725 2.2	11/23/1999	2,000,000 4,333	2.28 12/01/2026	NA -	Non-Callable 12/01/2026	2.13 1.05	100.53 1.97	100.49 1.99	4,356 4,354	(2) (0.04%)
9	31380LKE7 MBS Float	AFS FN99AR 443193 2.3	12/23/1998	3,500,000 10,727	2.34 11/01/2027	NA -	Non-Callable 11/01/2027	1.78 1.07	100.37 2.12	100.30 2.16	10,767 10,759	(8) (0.07%)
10	36225CKE5 MBS Float	AFS G2AR 080292 1.8	10/25/1999	4,000,000 6,427	1.88 06/20/2029	NA -	Non-Callable 06/20/2029	3.02 1.41	102.48 0.91	102.39 0.94	6,587 6,581	(6) (0.09%)
11	31295KN83 MBS Float	AFS FH99AR 786715 2.1	11/24/1999	1,856,783 20,811	2.13 07/01/2029	NA -	Non-Callable 07/01/2029	2.69 0.95	100.46 2.04	100.44 2.05	20,906 20,902	(4) (0.02%)
12	31383K6X0 MBS Float	AFS FN99AR 505886 2.1	08/25/1999	3,000,000 15,103	2.14 07/01/2029	NA -	Non-Callable 07/01/2029	2.45 0.84	100.45 2.08	100.44 2.08	15,171 15,169	(2) (0.01%)
13	31295KPW8 MBS Float	AFS FH99AR 786737 2.2	10/25/1999	4,000,000 499	2.25 09/01/2029	NA -	Non-Callable 09/01/2029	3.08 1.10	100.53 2.16	100.49 2.17	501 501	- (0.04%)
14	31384VQU9 MBS Float	AFS FN99AR 535167 2.2	05/23/2001	5,721,120 11,917	2.28 01/01/2030	NA -	Non-Callable 01/01/2030	2.86 1.25	103.48 1.07	100.19 2.25	12,331 11,940	(392) (3.18%)
15	36225CNP7 MBS Float	AFS G2AR 080397 2.0	05/24/2000	4,000,000 6,804	2.00 04/20/2030	NA -	Non-Callable 04/20/2030	3.49 1.82	104.53 0.65	102.10 1.35	7,112 6,947	(166) (2.33%)
16	36225CSM9 MBS Float	AFS G2AR 080523 1.6	08/23/2001	1,434,669 13,934	1.63 07/20/2031	NA -	Non-Callable 07/20/2031	3.61 0.53	103.05 0.86	103.04 0.86	14,360 14,358	(2) (0.01%)
17	36225CSZ0 MBS Float	AFS G2AR 080535 1.6	08/23/2001	3,567,526 23,819	1.63 08/20/2031	NA -	Non-Callable 08/20/2031	3.62 0.54	104.41 0.49	102.45 1.03	24,868 24,402	(467) (1.88%)
18	36225CTZ9 MBS Float	AFS G2AR 080567 2.0	02/25/2002	5,007,640 44,425	2.00 01/20/2032	NA -	Non-Callable 01/20/2032	3.83 1.20	102.53 1.08	102.47 1.10	45,547 45,520	(27) (0.06%)

#	CUSIP Sector	FAS 115 Description	Settle Date	Original Face Current Face	Coupon Maturity	Call Date Call Price	Call Type Effect Mat	WAL Base Eff Dur	Book Price Book Yld (TE)	Mkt Price Mkt Yield	Book Value Mkt Value	Gain/Loss Gain/Loss %
19	31391BC39 MBS Float	AFS FN99AR 661690 2.1	09/25/2002	5,000,000 64,881	2.18 09/01/2032	NA -	Non-Callable 09/01/2032	3.78 1.21	106.72 0.47	104.17 1.13	69,242 67,590	(1,652) (2.39%)
20	31402KUQ5 MBS Float	AFS FN99AR 731491 2.3	09/30/2003	4,000,000 23,227	2.39 10/01/2033	NA -	Non-Callable 10/01/2033	3.89 1.21	100.80 2.22	100.77 2.23	23,414 23,407	(7) (0.03%)
21	31404CMN7 MBS Float	AFS FN99AR 764565 1.5	11/23/2004	5,000,000 208,457	1.46 06/01/2034	NA -	Non-Callable 06/01/2034	3.74 0.81	104.11 0.41	102.17 0.93	217,024 212,977	(4,047) (1.86%)
22	31405DVG9 MBS Float	AFS FN99AR 786415 1.7	10/24/2007	5,369,079 64,430	1.79 07/01/2034	NA -	Non-Callable 07/01/2034	3.72 0.72	101.30 1.50	101.28 1.51	65,270 65,253	(17) (0.03%)
23	31349TWL1 MBS Float	AFS FH99AR 782451 2.3	07/24/2006	6,450,000 26,227	2.38 10/01/2034	NA -	Non-Callable 10/01/2034	3.83 0.93	106.43 0.67	106.39 0.68	27,913 27,902	(10) (0.04%)
24	3128QJG26 MBS Float	AFS FH99AR 1G1117 1.9	11/21/2007	15,000,000 397,300	1.98 09/01/2035	NA -	Non-Callable 09/01/2035	4.37 0.95	104.74 0.90	101.71 1.61	416,150 404,098	(12,052) (2.90%)
25	3128QLRC7 MBS Float	AFS FH99AR 1H2583 2.3	04/24/2007	4,000,000 26,758	2.37 01/01/2036	NA -	Non-Callable 01/01/2036	4.21 0.77	107.10 0.67	107.06 0.68	28,658 28,648	(10) (0.03%)
26	31408EQ39 MBS Float	AFS FN99AR 849274 1.7	08/23/2006	6,575,000 26,689	1.63 01/01/2036	NA -	Non-Callable 01/01/2036	4.65 0.95	102.21 1.19	100.57 1.56	27,278 26,841	(437) (1.60%)
27	31408G7J0 MBS Float	AFS FN99AR 851497 1.5	09/21/2006	3,050,000 41,027	1.54 02/01/2036	NA -	Non-Callable 02/01/2036	4.40 0.36	102.70 1.00	102.75 0.98	42,133 42,156	23 0.06%
28	31409UTA3 MBS Float	AFS FN99AR 879045 2.2	11/30/2006	10,395,108 220,854	2.24 03/01/2036	NA -	Non-Callable 03/01/2036	4.43 0.53	104.14 1.34	104.17 1.34	230,005 230,053	48 0.02%
29	31349T6B2 MBS Float	AFS FH99AR 782666 2.4	08/23/2006	5,030,473 142,162	2.44 04/01/2036	NA -	Non-Callable 04/01/2036	4.36 0.88	100.01 2.48	100.03 2.48	142,182 142,210	28 0.02%
30	31410AEP7 MBS Float	AFS FN99AR 883142 2.2	09/21/2006	12,075,102 82,515	2.21 06/01/2036	NA -	Non-Callable 06/01/2036	4.91 0.82	105.34 1.16	100.22 2.25	86,923 82,693	(4,230) (4.87%)
31	3128JRQQ2 MBS Float	AFS FH99AR 847663 2.2	12/29/2006	10,000,000 101,912	2.27 11/01/2036	NA -	Non-Callable 11/01/2036	5.45 1.31	105.14 1.33	105.13 1.33	107,153 107,141	(13) (0.01%)
32	3128NGF34 MBS Float	AFS FH99AR 1H1386 2.3	06/21/2007	5,000,000 57,345	2.38 03/01/2037	NA -	Non-Callable 03/01/2037	4.76 0.62	105.17 1.28	105.18 1.28	60,312 60,315	3 0.01%
33	3128QJ3C8 MBS Float	AFS FH99AR 1G1695 1.6	05/24/2007	10,000,000 94,256	1.63 04/01/2037	NA -	Non-Callable 04/01/2037	4.93 0.66	103.74 0.88	103.72 0.89	97,781 97,759	(22) (0.02%)
34	31413B3Q2 MBS Float	AFS FN99AR 941007 1.9	08/10/2007	10,000,000 57,270	1.96 07/01/2037	NA -	Non-Callable 07/01/2037	5.24 0.87	100.14 2.03	100.14 2.03	57,352 57,352	- 0.00%
<b>Total: MBS Float</b>				<b>165,046,081</b>	<b>2.01</b>			<b>4.29</b>	<b>103.74</b>	<b>102.46</b>	<b>1,868,977</b>	<b>(23,515)</b>
35	CD - Bank United Other	AFS CD - Bank United -	12/01/2020	20,040,071	0.20	12/01/2021	NA -	Non-Callable 12/01/2021	0.00 0.20	100.00 0.20	20,040,071	-
36	SunTrust Other	AFS SunTrust Premier C	11/30/2021	10,827,064	0.12	12/31/2021	NA -	Non-Callable 12/31/2021	0.08 0.12	100.00 0.12	10,827,064	-
37	SBAFLPRIME Other	AFS Florida Prime/SBA	11/30/2021	12,701,515	0.10	12/31/2021	NA -	Non-Callable 12/31/2021	0.08 0.10	100.00 0.10	12,701,515	-

#	CUSIP Sector	FAS 115 Description	Settle Date	Original Face Current Face	Coupon Maturity	Call Date Call Price	Call Type Effect Mat	WAL Base Eff Dur	Book Price Book Yld (TE)	Mkt Price Mkt Yield	Book Value Mkt Value	Gain/Loss Gain/Loss %
38	QPD MM Other	AFS Bank United Money	11/30/2021	25,552,143	0.17	NA	Non-Callable	0.08	100.00	100.00	25,552,143	-
				25,552,143	12/31/2021	-	12/31/2021	0.09	0.17	0.17	25,552,143	-
39	QPD City Other	AFS City National Bank	11/30/2021	54,856,299	0.25	NA	Non-Callable	0.08	100.00	100.00	54,856,299	-
				54,856,299	12/31/2021	-	12/31/2021	0.09	0.25	0.25	54,856,299	-
40	QPD Ameris Bank Money Market Other	AFS Ameris Bank Money	11/30/2021	46,173,826	0.25	NA	Non-Callable	0.08	100.00	100.00	46,173,826	-
				46,173,826	12/31/2021	-	12/31/2021	0.09	0.25	0.25	46,173,826	-
41	QPD FL Other	AFS Synovus Bank Money	11/30/2021	27,942,378	0.12	NA	Non-Callable	0.08	100.00	100.00	27,942,378	-
				27,942,378	12/31/2021	-	12/31/2021	0.09	0.12	0.12	27,942,378	-
42	FLGITF Other	AFS Florida Trust Day	11/30/2021	5,213,167	0.03	NA	Non-Callable	0.08	100.00	100.00	5,213,167	-
				5,213,167	12/31/2021	-	12/31/2021	0.09	0.03	0.03	5,213,167	-
43	FL SAFE Other	AFS FL SAFE - Money M	11/30/2021	2,006,154	0.06	NA	Non-Callable	0.08	100.00	100.00	2,006,154	-
				2,006,154	12/31/2021	-	12/31/2021	0.09	0.06	0.06	2,006,154	-
44	QPD CENT Other	AFS Centennial Bank Mo	11/30/2021	2,970,768	0.18	NA	Non-Callable	0.08	100.00	100.00	2,970,768	-
				2,970,768	12/31/2021	-	12/31/2021	0.09	0.18	0.18	2,970,768	-
45	WELLSFARGO Other	AFS Wells Fargo Money	11/30/2021	1,891,008	0.05	NA	Non-Callable	0.08	100.00	100.00	1,891,008	-
				1,891,008	12/31/2021	-	12/31/2021	0.09	0.05	0.05	1,891,008	-
46	FLCLASS Other	AFS FLCLASS Money Mark	11/30/2021	5,379,330	0.06	NA	Non-Callable	0.08	100.00	100.00	5,379,330	-
				5,379,330	12/31/2021	-	12/31/2021	0.09	0.06	0.06	5,379,330	-
47	FLE190920 Other	AFS FL PALM (SunRail)	11/30/2021	731,800	0.05	NA	Non-Callable	0.08	100.00	100.00	731,800	-
				731,800	12/31/2021	-	12/31/2021	0.09	0.05	0.05	731,800	-
48	CD - Bank United Other	AFS CD - Bank United -	04/15/2021	10,009,416	0.15	NA	Non-Callable	0.13	100.00	100.00	10,009,416	-
				10,009,416	01/15/2022	-	01/15/2022	0.13	0.15	0.15	10,009,416	-
49	CDCityNat0520 Other	AFS CD - City National	01/29/2021	20,405,951	0.20	NA	Non-Callable	0.16	100.00	100.00	20,405,951	-
				20,405,951	01/29/2022	-	01/29/2022	0.17	0.20	0.20	20,405,951	-
50	FL PALM 021122 Other	AFS FL PALM 2/11/22	05/19/2021	11,007,679	0.13	NA	Non-Callable	0.20	100.00	100.00	11,007,679	-
				11,007,679	02/11/2022	-	02/11/2022	0.20	0.13	0.13	11,007,679	-
51	CD - Bank United Other	AFS CD - Bank United -	05/20/2021	15,011,965	0.15	NA	Non-Callable	0.22	100.00	100.00	15,011,965	-
				15,011,965	02/20/2022	-	02/20/2022	0.23	0.15	0.15	15,011,965	-
52	CD - Bank United Other	AFS CD - Bank United -	03/09/2021	15,063,013	0.20	NA	Non-Callable	0.28	100.00	100.00	15,063,013	-
				15,063,013	03/09/2022	-	03/09/2022	0.27	0.20	0.20	15,063,013	-
53	FL PALM 111621 Other	AFS FL PALM 11/16/21	04/07/2021	20,018,257	0.14	NA	Non-Callable	0.35	100.00	100.00	20,018,257	-
				20,018,257	04/05/2022	-	04/05/2022	0.35	0.14	0.14	20,018,257	-
54	FL PALM 051722 Other	AFS FL PALM 05/17/22	08/23/2021	10,001,917	0.10	NA	Non-Callable	0.46	100.00	100.00	10,001,917	-
				10,001,917	05/17/2022	-	05/17/2022	0.47	0.10	0.10	10,001,917	-
55	CD - Bank United Other	AFS CD - Bank United -	05/20/2021	20,015,953	0.15	NA	Non-Callable	0.47	100.00	100.00	20,015,953	-
				20,015,953	05/20/2022	-	05/20/2022	0.47	0.15	0.15	20,015,953	-
56	CDCent0522 Other	AFS CD - Centennial Ba	05/31/2019	21,392,613	2.70	NA	Non-Callable	0.50	100.00	100.00	21,392,613	-
				21,392,613	05/31/2022	-	05/31/2022	0.50	2.70	2.70	21,392,613	-
57	FL PALM 060122 Other	AFS FL PALM 060122	07/27/2021	10,004,872	0.14	NA	Non-Callable	0.50	100.00	100.00	10,004,872	-
				10,004,872	06/01/2022	-	06/01/2022	0.51	0.14	0.14	10,004,872	-

CUSIP #	FAS 115 Sector	Description	Settle Date	Original Face Current Face	Coupon Maturity	Call Date Call Price	Call Type Effect Mat	WAL Base Eff Dur	Book Price Book Yld (TE)	Mkt Price Mkt Yield	Book Value Mkt Value	Gain/Loss Gain/Loss %
58	CD - Ameris 18 mth Other	AFS CD - Ameris Bank -	12/03/2020	10,399,252 10,399,252	0.25 06/03/2022	NA -	Non-Callable 06/03/2022	0.51 0.51	100.00 0.25	100.00 0.25	10,399,252 10,399,252	- -
59	CD - Axiom Bank 36 Other	AFS CD - Axiom Bank -	10/23/2019	10,480,918 10,480,918	2.25 10/23/2022	NA -	Non-Callable 10/23/2022	0.90 0.90	100.00 2.25	100.00 2.25	10,480,918 10,480,918	- -
60	FL PALM 111022 Other	AFS FL PALM 11/10/2022	11/10/2021	10,011,011 10,011,011	0.27 11/10/2022	NA -	Non-Callable 11/10/2022	0.94 0.96	100.00 0.27	100.00 0.27	10,011,011 10,011,011	- -
61	CD - Axiom Bank Other	AFS CD - Axiom Bank -	09/25/2019	20,897,381 20,897,381	0.50 09/25/2023	NA -	Non-Callable 09/25/2023	1.82 1.83	100.00 0.50	100.00 0.50	20,897,381 20,897,381	- -
<b>Total: Other</b>				421,005,721	0.38		03/22/2022	0.31	100.00	100.00	421,005,721	-
62	Treasury	AFS UNITED STATES TREA	06/29/2021	15,000,000 15,000,000	1.88 05/31/2022	NA -	Non-Callable 05/31/2022	0.50 0.51	101.19 (0.49)	100.88 0.12	15,178,125 15,131,250	(46,875) (0.31%)
63	Treasury	AFS UNITED STATES TREA	09/10/1993	3,000,000 3,000,000	7.13 02/15/2023	NA -	Non-Callable 02/15/2023	1.21 1.18	109.42 (0.62)	108.08 0.42	3,282,656 3,242,344	(40,313) (1.23%)
64	Treasury	AFS UNITED STATES TREA	08/03/2021	15,000,000 15,000,000	0.13 02/28/2023	NA -	Non-Callable 02/28/2023	1.25 1.26	99.92 0.19	99.77 0.31	14,988,282 14,964,843	(23,439) (0.16%)
65	Treasury	AFS UNITED STATES TREA	06/30/2021	20,000,000 20,000,000	0.13 06/30/2023	NA -	Non-Callable 06/30/2023	1.58 1.60	99.83 0.23	99.58 0.39	19,965,624 19,915,624	(50,000) (0.25%)
66	Treasury	AFS UNITED STATES TREA	06/28/2021	20,000,000 20,000,000	0.25 06/15/2024	NA -	Non-Callable 06/15/2024	2.54 2.52	99.44 0.47	98.84 0.71	19,887,500 19,768,750	(118,750) (0.60%)
<b>Total: Treasury</b>				73,000,000	0.83		06/12/2023	1.53	100.41	100.06	73,302,187	(279,377)
<b>Total</b>				700,494,443	0.55		06/06/2022	0.49	100.12	100.04	534,490,828	(413,225)
<b>Total</b>				533,838,447	0.48		06/06/2022	0.48	0.24	0.36	534,077,603	(0.08%)

This presentation is for informational purposes only and is being furnished on a confidential basis. By accepting this information, the recipient agrees that it will use the information only to evaluate its potential interest in the strategies described herein and for no other purpose and will not divulge any such information to any other party.

This presentation does not constitute a commitment to lend money, underwrite any proposed transaction, purchase securities or other assets, provide financing, arrange financing, or provide any other services. Truist Securities, Inc. and its representatives and affiliates make no representation and have given you no advice concerning the appropriate regulatory treatment, accounting treatment, or possible tax consequences of the proposed transactions described herein. Prior to entering into any proposed transaction, you should determine, without reliance upon Truist Securities, Inc. or its representatives or affiliates, the economic risks and merits, as well as the legal, tax, and accounting characteristics and consequences, of the transaction, and that you are able to assume these risks. These materials should not be relied upon for the maintenance of your books and records or for any tax, accounting, legal or other purposes.

All materials, including proposed terms and conditions, are indicative and for discussion purposes only. Finalized terms and conditions are subject to further discussion and negotiation and will be evidenced by a formal written agreement. Except as required by applicable law, we make no representation or warranty, express or implied, to you or to any person as to the content of the information contained herein. Opinions expressed herein are current opinions only as of the date indicated. Any historical price(s) or value(s) are also only as of the date indicated. We are under no obligation to update opinions or other information.

In connection with Treasury Regulation Section 1.6011-4, it is our mutual intent that the tax structure and tax treatment of the transactions contemplated by this presentation are not confidential and that notwithstanding anything herein to the contrary that each of us (and our employees, representatives and agents) may disclose to any and all persons, without limitation of any kind, the tax structure and tax treatment of the transactions contemplated herein.



Truist Securities, Inc. (“Truist Securities”) is not recommending an action to you as a municipal entity or obligated person. Truist Securities is not acting as an advisor to you and does not owe a fiduciary duty pursuant to Section 15B of the Exchange Act to you with respect to the information and material contained in this communication. Truist Securities is acting for its own interests. You should discuss any information and material contained in this communication with any and all internal or external advisors and experts that you deem appropriate before acting on this information or material. This information provided “as-is” and “where-is”, and Truist Securities makes no representation or warranty of any kind, express or implied, with respect to the selection, design, functionality, or operation of the information in this file, and makes no implied warranty of merchantability or fitness for a particular purpose, and specifically disclaims any implied warranty with respect thereto.

The information in this presentation is necessarily based upon information provided by you, and market, economic, and other conditions and assumptions.

Truist Securities assumes no obligation, and does not intend to, update the file to reflect any changes in such information, conditions or assumptions. The information in this presentation is illustrative and is not intended to predict actual results, which may differ substantially from those reflected in this presentation. This presentation is based on mathematical models that use inputs and assumptions to calculate results. You should understand the assumptions and evaluate whether they are appropriate for your purposes. As with all models, results may vary significantly depending upon the value of the model’s inputs and assumptions, which may or may not be stated. Any interest rates or transactional terms used herein are hypothetical and take into consideration conditions in today’s market and other factual information. This presentation is for informational purposes only and is being furnished on a confidential basis.

This presentation does not constitute a commitment to lend money, underwrite any proposed transaction, purchase securities or other assets, provide financing, arrange financing, or provide any other services. Truist Securities and its representatives and affiliates make no representation and have given you no advice concerning the appropriate regulatory treatment, accounting treatment, or possible tax consequences of the proposed transactions described herein. Prior to entering into any proposed transaction, you should determine, without reliance upon Truist Securities or its representatives or affiliates, the economic risks and merits, as well as the legal, tax, and accounting characteristics and consequences, of the transaction, and that you are able to assume these risks. These materials should not be relied upon for the maintenance of your books and records or for any tax, accounting, legal or other purposes.

Any historical price(s) or value(s) are also only as of the date indicated. We are under no obligation to update opinions or other information.

Nothing in this document constitutes a “Research Report” within the meaning of CFTC Regulation 23.605(a)(9). If this document references a Swap, this document constitutes a solicitation within the meaning of CFTC Regulation 23.605(a)(9)(v) to potentially enter into a derivatives transaction upon satisfaction of all applicable legal requirements.

Truist Securities is the trade name for the corporate and investment banking services of Truist Financial Corporation and its subsidiaries, including Truist Securities, Inc., member, FINRA and SIPC. Debt and equity underwriting, trading, research and sales, loan syndications, municipal securities trading and sales, and mergers and acquisitions advisory services are offered by Truist Securities, Inc. Cash management, loans and loan related products, foreign exchange, risk management products and services and agency services are offered by Truist Bank.