

Seminole County Board of
County Commissioners
Sanford, FL

Portfolio Performance Review
November 30, 2020



Truist Securities

Grier Campbell
Director
Fixed Income Sales

404-926-5549
Grier.Campbell@truist.com

Mike Davis
Managing Director - Strategies
Fixed Income Strategies

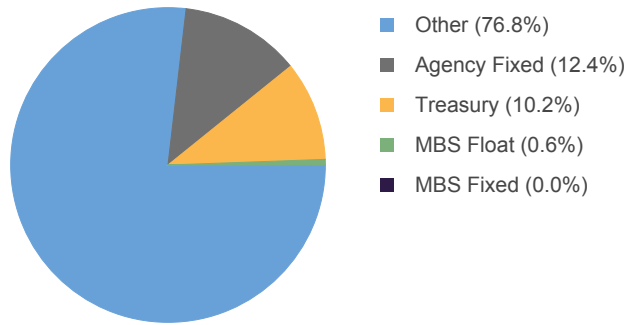
901-842-3824
Mike.Davis@truist.com

Strictly Private and Confidential

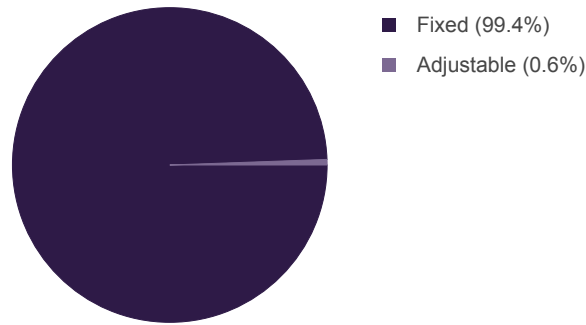
Section I Portfolio Overview..... 3
Section II Security Inventory Report.....4
Disclaimer.....8

Steven Jones
Vice President
Fixed Income Strategies

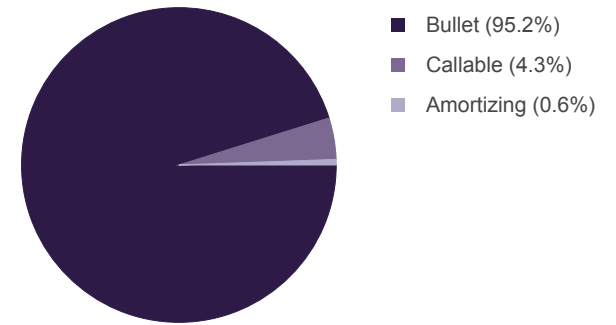
Sector Allocation



Coupon Type



Principal Type



Sector	Par Value	Book Value	Market Value	Gain (Loss)	AFS %	Book Yld (TE)	Average Life	Effective Duration	Effective Convexity	Price Vol. +300 Bps	Market Yld (TE)	3Mo CPR	
												Book Yld (TE)	Average Life
Agency Fixed	58,020,000	58,972,790	58,833,784	(139,006)	100%	0.05	0.91	1.07	(0.29)	(3.73)	0.39	0.05	0.91
MBS Fixed	21,078	22,276	22,228	(48)	100%	0.77	1.51	1.39	0.05	(4.06)	1.68	1.01	1.76
MBS Float	2,658,175	2,772,262	2,765,235	(7,027)	100%	0.84	3.75	0.85	1.22	(2.05)	0.91	1.23	6.81
Treasury	48,000,000	49,217,811	49,016,876	(200,935)	100%	(0.57)	0.67	0.66	0.01	(1.96)	0.12	(0.57)	0.67
Other	360,670,413	360,670,413	360,670,413	-	97%	0.92	0.26	0.26	0.00	(0.77)	0.92	0.92	0.26
Totals/Averages	469,369,666	471,655,551	471,308,536	(347,016)	98%	0.65	0.41	0.41	(0.03)	(1.27)	0.77	0.65	0.42

#	CUSIP Sector	FAS 115 Description	Settle Date	Original Face Current Face	Coupon Maturity	Call Date Call Price	Call Type Effect Mat	WAL Base Eff Dur	Book Price Book Yld (TE)	Mkt Price Mkt Yield	Book Value Mkt Value	Gain/Loss Gain/Loss %
1	Agency Fixed	AFS Federal Farm Credi	03/20/2020	20,000,000 20,000,000	1.45 02/24/2022	NA -	Non-Callable 02/24/2022	1.23 1.24	101.84 (0.04)	101.61 0.14	20,367,000 20,322,380	(44,620) (0.22%)
2	Agency Fixed	AFS Fed Home Loan Bk	03/16/2020	18,020,000 18,020,000	2.25 03/11/2022	NA -	Non-Callable 03/11/2022	1.28 1.28	103.05 (0.13)	102.68 0.15	18,569,790 18,503,224	(66,566) (0.36%)
3	Agency Fixed	AFS Farmer Mac	04/01/2020	20,000,000 20,000,000	1.02 04/01/2022	03/01/2021 100.00	Bermudan 03/01/2021	0.25 0.70	100.18 0.31	100.04 0.86	20,036,000 20,008,180	(27,820) (0.14%)
Total: Agency Fixed				58,020,000	1.56			0.91	101.64	101.41	58,972,790	(139,006) (0.24%)
4	MBS Fixed	AFS GNJO 651758 5.0	07/18/2006	1,550,000 485	5.00 04/15/2021	NA -	Non-Callable 04/15/2021	0.16 0.16	100.99 (2.28)	100.62 (0.02)	490 488	(2) (0.37%)
5	MBS Fixed	AFS GNJO 520132 5.0	07/18/2006	1,646,693 1,656	5.00 04/15/2021	NA -	Non-Callable 04/15/2021	0.12 0.12	100.81 (3.14)	100.42 (0.01)	1,669 1,663	(6) (0.39%)
6	MBS Fixed	AFS GNJO 606276 5.0	07/18/2006	3,530,852 1,424	5.00 05/15/2021	NA -	Non-Callable 05/15/2021	0.12 0.12	100.83 (3.31)	100.42 (0.03)	1,435 1,430	(5) (0.41%)
7	MBS Fixed	AFS FGCI G12455 5.5	01/31/2007	5,130,000 3,880	5.50 10/01/2021	NA -	Non-Callable 10/01/2021	0.20 0.19	101.29 (2.12)	100.88 (0.07)	3,931 3,915	(16) (0.41%)
8	MBS Fixed	AFS G2SF 000978 8.5	09/21/1993	3,144,133 163	8.50 03/20/2023	NA -	Non-Callable 03/20/2023	0.47 0.46	103.67 (0.25)	103.14 0.85	169 168	(1) (0.51%)
9	MBS Fixed	AFS FGLMC D75482 6.5	07/25/2001	3,422,641 13,471	6.50 05/01/2026	NA -	Non-Callable 05/01/2026	2.21 2.03	108.25 2.52	108.13 2.57	14,582 14,566	(16) (0.11%)
Total: MBS Fixed				18,424,319	6.10			1.51	105.68	105.58	22,276	(48) (0.21%)
10	MBS Float	AFS G2AR 008761 3.0	05/31/1995	2,400,000 122	3.00 03/20/2021	NA -	Non-Callable 03/20/2021	0.18 0.14	100.27 0.60	100.45 (0.37)	122 122	- 0.17%
11	MBS Float	AFS G2AR 008992 2.8	06/22/1995	4,000,000 4,145	2.88 06/20/2022	NA -	Non-Callable 06/20/2022	0.70 0.64	102.09 (0.44)	100.36 2.01	4,231 4,160	(71) (1.70%)
12	MBS Float	AFS G2AR 008076 3.1	08/24/1995	1,530,000 1,871	3.13 11/20/2022	NA -	Non-Callable 11/20/2022	0.92 0.84	101.02 1.17	100.81 1.40	1,890 1,886	(4) (0.21%)
13	MBS Float	AFS G2AR 008457 2.2	07/22/1998	2,461,551 4,435	2.25 07/20/2024	NA -	Non-Callable 07/20/2024	1.66 0.52	102.82 (0.09)	102.69 (0.02)	4,560 4,554	(6) (0.12%)
14	MBS Float	AFS G2AR 008520 3.1	06/22/1995	2,022,030 4,974	3.13 10/20/2024	NA -	Non-Callable 10/20/2024	1.76 1.23	103.21 0.22	102.95 0.37	5,134 5,121	(13) (0.26%)
15	MBS Float	AFS FH99AR 785725 2.2	11/23/1999	2,000,000 5,548	2.28 12/01/2026	NA -	Non-Callable 12/01/2026	2.42 1.16	102.46 1.12	100.44 1.97	5,685 5,573	(112) (1.97%)
16	MBS Float	AFS FN99AR 443193 3.8	12/23/1998	3,500,000 13,160	3.84 11/01/2027	NA -	Non-Callable 11/01/2027	2.17 1.22	102.81 1.00	100.29 2.19	13,530 13,198	(331) (2.45%)
17	MBS Float	AFS G2AR 080292 2.8	10/25/1999	4,000,000 12,272	2.88 06/20/2029	NA -	Non-Callable 06/20/2029	3.16 1.70	103.13 0.95	102.98 0.99	12,656 12,637	(19) (0.14%)
18	MBS Float	AFS FN99AR 505886 2.5	08/25/1999	3,000,000 16,829	2.51 07/01/2029	NA -	Non-Callable 07/01/2029	2.50 0.87	103.45 0.84	100.43 2.07	17,410 16,902	(508) (2.92%)

#	CUSIP Sector	FAS 115 Description	Settle Date	Original Face Current Face	Coupon Maturity	Call Date Call Price	Call Type Effect Mat	WAL Base Eff Dur	Book Price Book Yld (TE)	Mkt Price Mkt Yield	Book Value Mkt Value	Gain/Loss Gain/Loss %
19	31295KN83 MBS Float	AFS FH99AR 786715 2.5	11/24/1999	1,856,783 23,419	2.50 07/01/2029	NA -	Non-Callable 07/01/2029	2.76 1.01	103.49 0.90	100.43 2.03	24,236 23,520	(716) (2.95%)
20	31295KPW8 MBS Float	AFS FH99AR 786737 2.4	10/25/1999	4,000,000 774	2.50 09/01/2029	NA -	Non-Callable 09/01/2029	3.50 1.23	104.50 0.99	100.46 2.17	809 778	(31) (3.86%)
21	31384VQU9 MBS Float	AFS FN99AR 535167 3.7	05/23/2001	5,721,120 26,825	3.78 01/01/2030	NA -	Non-Callable 01/01/2030	3.02 1.29	103.56 1.05	103.33 1.13	27,781 27,717	(64) (0.23%)
22	36225CNP7 MBS Float	AFS G2AR 080397 2.8	05/24/2000	4,000,000 9,228	2.88 04/20/2030	NA -	Non-Callable 04/20/2030	3.37 2.44	104.77 0.72	104.67 0.75	9,668 9,659	(10) (0.10%)
23	36225CSM9 MBS Float	AFS G2AR 080523 2.2	08/23/2001	1,434,669 20,067	2.25 07/20/2031	NA -	Non-Callable 07/20/2031	3.35 0.85	103.24 0.63	103.18 0.65	20,718 20,705	(13) (0.06%)
24	36225CSZ0 MBS Float	AFS G2AR 080535 2.2	08/23/2001	3,567,526 30,134	2.25 08/20/2031	NA -	Non-Callable 08/20/2031	3.51 0.88	104.54 0.31	104.47 0.33	31,502 31,481	(22) (0.07%)
25	36225CTZ9 MBS Float	AFS G2AR 080567 3.0	02/25/2002	5,007,640 64,196	3.00 01/20/2032	NA -	Non-Callable 01/20/2032	3.61 1.82	102.93 1.05	102.76 1.10	66,077 65,970	(107) (0.16%)
26	31391BC39 MBS Float	AFS FN99AR 661690 2.2	09/25/2002	5,000,000 87,968	2.28 09/01/2032	NA -	Non-Callable 09/01/2032	3.82 1.16	106.15 0.55	106.14 0.55	93,379 93,368	(11) (0.01%)
27	31402KUQ5 MBS Float	AFS FN99AR 731491 2.3	09/30/2003	4,000,000 24,839	2.39 10/01/2033	NA -	Non-Callable 10/01/2033	3.94 1.36	104.74 1.09	100.47 2.22	26,016 24,954	(1,061) (4.08%)
28	31404AE91 MBS Float	AFS FN99AR 762560 2.1	10/25/2004	3,980,910 30,245	2.14 11/01/2033	NA -	Non-Callable 11/01/2033	3.97 1.05	103.28 1.11	100.34 1.88	31,237 30,349	(888) (2.84%)
29	31404CMN7 MBS Float	AFS FN99AR 764565 2.4	11/23/2004	5,000,000 406,731	1.64 06/01/2034	NA -	Non-Callable 06/01/2034	3.75 0.80	104.50 0.33	104.50 0.33	425,025 425,033	8 0.00%
30	31405DVG9 MBS Float	AFS FN99AR 786415 2.2	10/24/2007	5,369,079 69,917	2.29 07/01/2034	NA -	Non-Callable 07/01/2034	3.47 0.73	101.39 1.48	101.42 1.47	70,891 70,908	17 0.02%
31	31349TWL1 MBS Float	AFS FH99AR 782451 2.3	07/24/2006	6,450,000 28,118	2.38 10/01/2034	NA -	Non-Callable 10/01/2034	3.22 0.79	105.84 0.44	105.71 0.48	29,760 29,722	(38) (0.13%)
32	31407FU24 MBS Float	AFS FN99AR 829601 2.6	10/24/2007	4,927,478 90,098	2.63 08/01/2035	NA -	Non-Callable 08/01/2035	3.87 0.84	106.79 0.58	106.77 0.58	96,215 96,195	(20) (0.02%)
33	3128QJG26 MBS Float	AFS FH99AR 1G1117 2.3	11/21/2007	15,000,000 507,838	2.35 09/01/2035	NA -	Non-Callable 09/01/2035	3.12 0.71	104.86 0.46	104.91 0.45	532,526 532,752	225 0.04%
34	3128QLRC7 MBS Float	AFS FH99AR 1H2583 3.8	04/24/2007	4,000,000 39,027	3.86 01/01/2036	NA -	Non-Callable 01/01/2036	3.47 0.78	106.53 0.41	106.31 0.47	41,576 41,489	(87) (0.21%)
35	31408EQ39 MBS Float	AFS FN99AR 849274 3.4	08/23/2006	6,575,000 28,555	2.28 01/01/2036	NA -	Non-Callable 01/01/2036	4.58 0.98	102.31 1.21	102.43 1.18	29,215 29,250	35 0.12%
36	31408G7J0 MBS Float	AFS FN99AR 851497 2.2	09/21/2006	3,050,000 43,447	2.29 02/01/2036	NA -	Non-Callable 02/01/2036	3.85 0.50	103.14 0.82	103.10 0.83	44,811 44,794	(17) (0.04%)
37	31409UTA3 MBS Float	AFS FN99AR 879045 3.6	11/30/2006	10,395,108 236,814	3.62 03/01/2036	NA -	Non-Callable 03/01/2036	3.98 0.76	103.95 1.22	103.75 1.27	246,158 245,693	(465) (0.19%)
38	31349T6B2 MBS Float	AFS FH99AR 782666 3.8	08/23/2006	5,030,473 149,890	3.82 04/01/2036	NA -	Non-Callable 04/01/2036	4.22 1.07	100.31 2.40	100.14 2.44	150,347 150,095	(252) (0.17%)

#	CUSIP Sector	FAS 115 Description	Settle Date	Original Face Current Face	Coupon Maturity	Call Date Call Price	Call Type Effect Mat	WAL Base Eff Dur	Book Price Book Yld (TE)	Mkt Price Mkt Yield	Book Value Mkt Value	Gain/Loss Gain/Loss %
39	31410AEP7 MBS Float	AFS FN99AR 883142 2.8	09/21/2006	12,075,102 333,701	2.80 06/01/2036	NA -	Non-Callable 06/01/2036	3.91 0.61	105.33 0.84	105.32 0.85	351,502 351,463	(39) (0.01%)
40	3128JRQQ2 MBS Float	AFS FH99AR 847663 3.0	12/29/2006	10,000,000 109,715	3.05 11/01/2036	NA -	Non-Callable 11/01/2036	5.38 1.34	104.09 1.46	104.15 1.45	114,201 114,270	69 0.06%
41	3128NGF34 MBS Float	AFS FH99AR 1H1386 3.7	06/21/2007	5,000,000 73,731	3.80 03/01/2037	NA -	Non-Callable 03/01/2037	4.20 0.76	104.65 1.22	104.45 1.27	77,158 77,013	(145) (0.19%)
42	3128QJ3C8 MBS Float	AFS FH99AR 1G1695 3.1	05/24/2007	10,000,000 99,177	3.13 04/01/2037	NA -	Non-Callable 04/01/2037	3.82 0.63	104.34 0.60	104.20 0.64	103,480 103,348	(133) (0.13%)
43	31413B3Q2 MBS Float	AFS FN99AR 941007 2.7	08/10/2007	10,000,000 60,365	2.71 07/01/2037	NA -	Non-Callable 07/01/2037	5.02 0.83	103.96 1.25	100.32 2.02	62,756 60,556	(2,200) (3.51%)
Total: MBS Float				176,354,469	2.67			3.75	104.29	104.06	2,772,262	(7,027)
				2,658,175	03/09/2035		03/09/2035	0.85	0.84	0.91	2,765,235	(0.25%)
44	CDSynov1120 Other	AFS CD - Synovus Bank	05/31/2019	20,797,603	2.60	NA	Non-Callable	0.00	100.00	100.00	20,797,603	-
				20,797,603	12/01/2020	-	12/01/2020	0.00	2.60	2.60	20,797,603	-
		CD - Ameris 18 mth		10,386,297	2.52	NA	Non-Callable	0.01	100.00	100.00	10,386,297	-
45	Other	CD - Ameris Bank -	06/03/2019	10,386,297	12/03/2020	-	12/03/2020	0.01	2.52	2.52	10,386,297	-
46	FLGITF Other	AFS Florida Trust Day	11/30/2020	5,210,747	0.11	NA	Non-Callable	0.08	100.00	100.00	5,210,747	-
				5,210,747	12/31/2020	-	12/31/2020	0.09	0.11	0.11	5,210,747	-
47	FLCLASS Other	AFS FLCLASS Money Mark	11/30/2020	5,374,018	0.23	NA	Non-Callable	0.08	100.00	100.00	5,374,018	-
				5,374,018	12/31/2020	-	12/31/2020	0.09	0.23	0.23	5,374,018	-
48	WELLSFARGO Other	AFS Wells Fargo Money	11/30/2020	1,890,496	0.05	NA	Non-Callable	0.08	100.00	100.00	1,890,496	-
				1,890,496	12/31/2020	-	12/31/2020	0.09	0.05	0.05	1,890,496	-
49	FLE190920 Other	AFS FL PALM (SunRail)	11/30/2020	1,100,639	0.13	NA	Non-Callable	0.08	100.00	100.00	1,100,639	-
				1,100,639	12/31/2020	-	12/31/2020	0.09	0.13	0.13	1,100,639	-
50	SunTrust Other	AFS SunTrust Premier C	11/30/2020	348,702	0.01	NA	Non-Callable	0.08	100.00	100.00	348,702	-
				348,702	12/31/2020	-	12/31/2020	0.09	0.01	0.01	348,702	-
51	QPD FL Other	AFS Synovus Bank Money	11/30/2020	42,855,022	0.40	NA	Non-Callable	0.08	100.00	100.00	42,855,022	-
				42,855,022	12/31/2020	-	12/31/2020	0.09	0.40	0.40	42,855,022	-
52	AQP Axiom Bank MM Other	AFS Axiom Bank Money M	11/30/2020	5,079,309	0.50	NA	Non-Callable	0.08	100.00	100.00	5,079,309	-
				5,079,309	12/31/2020	-	12/31/2020	0.09	0.50	0.50	5,079,309	-
53	SBAFLPRIME Other	AFS Florida Prime/SBA	11/30/2020	84,004,228	0.22	NA	Non-Callable	0.08	100.00	100.00	84,004,228	-
				84,004,228	12/31/2020	-	12/31/2020	0.09	0.22	0.22	84,004,228	-
54	QPD Ameris Bank Money Market Other	AFS Ameris Bank Money	11/30/2020	46,047,624	0.50	NA	Non-Callable	0.08	100.00	100.00	46,047,624	-
				46,047,624	12/31/2020	-	12/31/2020	0.09	0.50	0.50	46,047,624	-
55	QPD MM Other	AFS Bank United Money	11/30/2020	5,517,778	0.33	NA	Non-Callable	0.08	100.00	100.00	5,517,778	-
				5,517,778	12/31/2020	-	12/31/2020	0.09	0.33	0.33	5,517,778	-
56	QPD City Other	AFS City National Bank	11/30/2020	44,686,638	0.35	NA	Non-Callable	0.08	100.00	100.00	44,686,638	-
				44,686,638	12/31/2020	-	12/31/2020	0.09	0.35	0.35	44,686,638	-
57	QPD CITIZ Other	AFS Citizens Bank of F	11/30/2020	2,490,886	0.25	NA	Non-Callable	0.08	100.00	100.00	2,490,886	-
				2,490,886	12/31/2020	-	12/31/2020	0.09	0.25	0.25	2,490,886	-

#	CUSIP Sector	FAS 115 Description	Settle Date	Original Face Current Face	Coupon Maturity	Call Date Call Price	Call Type Effect Mat	WAL Base Eff Dur	Book Price Book Yld (TE)	Mkt Price Mkt Yield	Book Value Mkt Value	Gain/Loss Gain/Loss %
58	QPD CENT Other	AFS Centennial Bank Mo	11/30/2020	2,963,911 2,963,911	0.35 12/31/2020	NA -	Non-Callable 12/31/2020	0.08 0.09	100.00 0.35	100.00 0.35	2,963,911 2,963,911	- -
59	CDCityNat0520 Other	AFS CD - City National	01/29/2020	20,308,166 20,308,166	1.87 01/29/2021	NA -	Non-Callable 01/29/2021	0.16 0.17	100.00 1.87	100.00 1.87	20,308,166 20,308,166	- -
60	CD - Bank United Other	NA CD - Bank United -	06/09/2020	10,026,158 10,026,158	0.55 03/09/2021	NA -	Non-Callable 03/09/2021	0.28 0.27	100.00 0.55	100.00 0.55	10,026,158 10,026,158	- -
61	CD - Axiom Bank Other	AFS CD - Axiom Bank -	09/25/2019	20,509,405 20,509,405	2.17 09/25/2021	NA -	Non-Callable 09/25/2021	0.82 0.82	100.00 2.17	100.00 2.17	20,509,405 20,509,405	- -
62	CDCent0522 Other	AFS CD - Centennial Ba	05/31/2019	20,825,048 20,825,048	2.70 05/31/2022	NA -	Non-Callable 05/31/2022	1.50 1.49	100.00 2.70	100.00 2.70	20,825,048 20,825,048	- -
63	CD - Axiom Bank 36 Other	AFS CD - Axiom Bank -	10/23/2019	10,247,738 10,247,738	2.28 10/23/2022	NA -	Non-Callable 10/23/2022	1.90 1.87	100.00 2.28	100.00 2.28	10,247,738 10,247,738	- -
Total: Other				360,670,413 360,670,413	0.92 03/05/2021		03/05/2021	0.26 0.26	100.00 0.92	100.00 0.92	360,670,413 360,670,413	- -
64	9128284G2 Treasury	AFS UNITED STATES TREA	12/20/2019	15,000,000 15,000,000	2.38 04/15/2021	NA -	Non-Callable 04/15/2021	0.38 0.38	101.20 (0.83)	100.84 0.12	15,180,468 15,126,563	(53,906) (0.36%)
65	9128284T4 Treasury	AFS UNITED STATES TREA	12/20/2019	10,000,000 10,000,000	2.63 06/15/2021	NA -	Non-Callable 06/15/2021	0.54 0.54	101.77 (0.63)	101.36 0.11	10,176,562 10,135,938	(40,624) (0.40%)
66	912828Y20 Treasury	AFS UNITED STATES TREA	12/23/2019	10,000,000 10,000,000	2.63 07/15/2021	NA -	Non-Callable 07/15/2021	0.63 0.62	101.97 (0.52)	101.56 0.12	10,196,875 10,156,250	(40,625) (0.40%)
67	912828D72 Treasury	AFS UNITED STATES TREA	12/23/2019	10,000,000 10,000,000	2.00 08/31/2021	NA -	Non-Callable 08/31/2021	0.75 0.76	101.70 (0.27)	101.41 0.12	10,170,312 10,140,625	(29,687) (0.29%)
68	912810EP9 Treasury	AFS UNITED STATES TREA	09/10/1993	3,000,000 3,000,000	7.13 02/15/2023	NA -	Non-Callable 02/15/2023	2.21 2.06	116.45 (0.29)	115.25 0.20	3,493,594 3,457,500	(36,094) (1.03%)
Total: Treasury				48,000,000 48,000,000	2.74 07/31/2021		07/31/2021	0.67 0.66	102.54 (0.57)	102.23 0.12	49,217,811 49,016,876	(200,935) (0.41%)
Total				661,469,201 469,369,666	1.20 06/05/2021		05/19/2021	0.41 0.41	100.49 0.65	100.41 0.77	471,655,551 471,308,536	(347,016) (0.07%)

This presentation is for informational purposes only and is being furnished on a confidential basis. By accepting this information, the recipient agrees that it will use the information only to evaluate its potential interest in the strategies described herein and for no other purpose and will not divulge any such information to any other party.

This presentation does not constitute a commitment to lend money, underwrite any proposed transaction, purchase securities or other assets, provide financing, arrange financing, or provide any other services. Truist Securities, Inc. and its representatives and affiliates make no representation and have given you no advice concerning the appropriate regulatory treatment, accounting treatment, or possible tax consequences of the proposed transactions described herein. Prior to entering into any proposed transaction, you should determine, without reliance upon Truist Securities, Inc. or its representatives or affiliates, the economic risks and merits, as well as the legal, tax, and accounting characteristics and consequences, of the transaction, and that you are able to assume these risks. These materials should not be relied upon for the maintenance of your books and records or for any tax, accounting, legal or other purposes.

All materials, including proposed terms and conditions, are indicative and for discussion purposes only. Finalized terms and conditions are subject to further discussion and negotiation and will be evidenced by a formal written agreement. Except as required by applicable law, we make no representation or warranty, express or implied, to you or to any person as to the content of the information contained herein. Opinions expressed herein are current opinions only as of the date indicated. Any historical price(s) or value(s) are also only as of the date indicated. We are under no obligation to update opinions or other information.

In connection with Treasury Regulation Section 1.6011-4, it is our mutual intent that the tax structure and tax treatment of the transactions contemplated by this presentation are not confidential and that notwithstanding anything herein to the contrary that each of us (and our employees, representatives and agents) may disclose to any and all persons, without limitation of any kind, the tax structure and tax treatment of the transactions contemplated herein.

Truist Securities, Inc. (“Truist Securities”) is not recommending an action to you as a municipal entity or obligated person. Truist Securities is not acting as an advisor to you and does not owe a fiduciary duty pursuant to Section 15B of the Exchange Act to you with respect to the information and material contained in this communication. Truist Securities is acting for its own interests. You should discuss any information and material contained in this communication with any and all internal or external advisors and experts that you deem appropriate before acting on this information or material. This information provided “as-is” and “where-is”, and Truist Securities makes no representation or warranty of any kind, express or implied, with respect to the selection, design, functionality, or operation of the information in this file, and makes no implied warranty of merchantability or fitness for a particular purpose, and specifically disclaims any implied warranty with respect thereto.

The information in this presentation is necessarily based upon information provided by you, and market, economic, and other conditions and assumptions.

Truist Securities assumes no obligation, and does not intend to, update the file to reflect any changes in such information, conditions or assumptions. The information in this presentation is illustrative and is not intended to predict actual results, which may differ substantially from those reflected in this presentation. This presentation is based on mathematical models that use inputs and assumptions to calculate results. You should understand the assumptions and evaluate whether they are appropriate for your purposes. As with all models, results may vary significantly depending upon the value of the model’s inputs and assumptions, which may or may not be stated. Any interest rates or transactional terms used herein are hypothetical and take into consideration conditions in today’s market and other factual information. This presentation is for informational purposes only and is being furnished on a confidential basis.

This presentation does not constitute a commitment to lend money, underwrite any proposed transaction, purchase securities or other assets, provide financing, arrange financing, or provide any other services. Truist Securities and its representatives and affiliates make no representation and have given you no advice concerning the appropriate regulatory treatment, accounting treatment, or possible tax consequences of the proposed transactions described herein. Prior to entering into any proposed transaction, you should determine, without reliance upon Truist Securities or its representatives or affiliates, the economic risks and merits, as well as the legal, tax, and accounting characteristics and consequences, of the transaction, and that you are able to assume these risks. These materials should not be relied upon for the maintenance of your books and records or for any tax, accounting, legal or other purposes.

Any historical price(s) or value(s) are also only as of the date indicated. We are under no obligation to update opinions or other information.

Nothing in this document constitutes a “Research Report” within the meaning of CFTC Regulation 23.605(a)(9). If this document references a Swap, this document constitutes a solicitation within the meaning of CFTC Regulation 23.605(a)(9)(v) to potentially enter into a derivatives transaction upon satisfaction of all applicable legal requirements.

Truist Securities is the trade name for the corporate and investment banking services of Truist Financial Corporation and its subsidiaries, including Truist Securities, Inc., member, FINRA and SIPC. Debt and equity underwriting, trading, research and sales, loan syndications, municipal securities trading and sales, and mergers and acquisitions advisory services are offered by Truist Securities, Inc. Cash management, loans and loan related products, foreign exchange, risk management products and services and agency services are offered by Truist Bank.