

Seminole County Board of
County Commissioners
Sanford, FL

Portfolio Performance Review
April 30, 2021



Truist Securities

Grier Campbell
Director
Fixed Income Sales

404-926-5549
Grier.Campbell@truist.com

Jon Cantrell - CFA
Director
Fixed Income Strategies

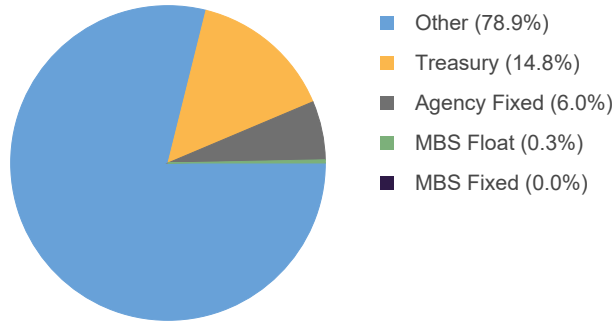
901-842-3704
Jon.Cantrell@truist.com

Strictly Private and Confidential

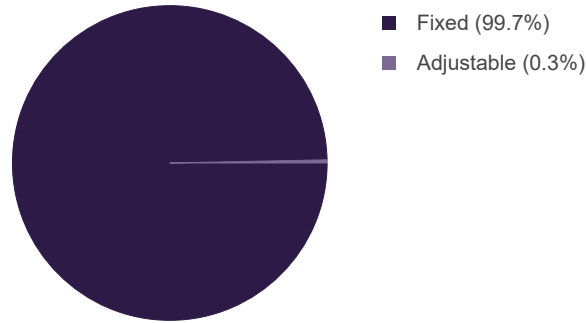
Section I Portfolio Overview..... 3
Section II Security Inventory Report.....4
Disclaimer.....9

Steven Jones
Vice President
Fixed Income Strategies

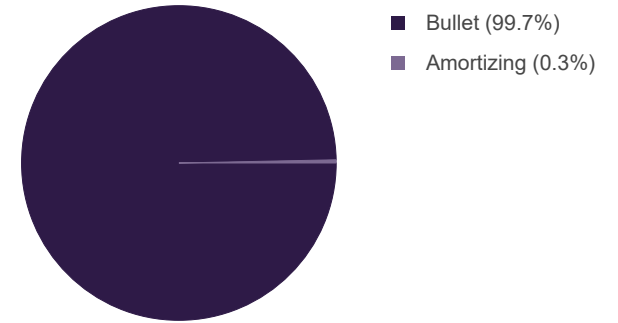
Sector Allocation



Coupon Type



Principal Type



Sector	Par Value	Book Value	Market Value	Gain (Loss)	AFS %	Book Yld (TE)	Average Life	Effective Duration	Effective Convexity	Price Vol. +300 Bps	Market Yld (TE)	3Mo CPR	
												Book Yld (TE)	Average Life
Agency Fixed	38,020,000	38,936,790	38,581,136	(355,654)	100%	(1.01)	0.84	0.85	0.01	(2.51)	0.08	(1.01)	0.84
MBS Fixed	12,940	13,979	13,848	(130)	100%	1.80	2.00	1.83	0.01	(5.37)	2.64	2.25	2.29
MBS Float	2,035,412	2,117,831	2,108,966	(8,865)	100%	0.97	4.33	0.86	0.62	(2.72)	1.09	(0.72)	5.63
Treasury	93,000,000	94,868,806	93,984,139	(884,667)	100%	(3.05)	0.40	0.40	0.00	(1.19)	0.10	(3.05)	0.40
Other	497,083,269	497,083,269	497,083,269	-	100%	0.42	0.32	0.32	0.00	(0.95)	0.42	0.42	0.32
Totals/Averages	630,151,621	633,020,675	631,771,359	(1,249,316)	100%	(0.19)	0.37	0.37	0.01	(1.09)	0.35	(0.19)	0.38

#	CUSIP Sector	FAS 115 Description	Settle Date	Original Face Current Face	Coupon Maturity	Call Date Call Price	Call Type Effect Mat	WAL Base Eff Dur	Book Price Book Yld (TE)	Mkt Price Mkt Yield	Book Value Mkt Value	Gain/Loss Gain/Loss %
1	Agency Fixed	AFS Federal Farm Credi	03/20/2020	20,000,000 20,000,000	1.45 02/24/2022	NA -	Non-Callable 02/24/2022	0.82 0.83	101.84 (0.78)	101.12 0.08	20,367,000 20,223,820	(143,180) (0.70%)
2	Agency Fixed	AFS Fed Home Loan Bk	03/16/2020	18,020,000 18,020,000	2.25 03/11/2022	NA -	Non-Callable 03/11/2022	0.86 0.87	103.05 (1.25)	101.87 0.08	18,569,790 18,357,316	(212,474) (1.14%)
Total: Agency Fixed				38,020,000 38,020,000	1.83 03/03/2022	- 03/03/2022	Non-Callable 03/03/2022	0.84 0.85	102.41 (1.01)	101.48 0.08	38,936,790 38,581,136	(355,654) (0.91%)
3	MBS Fixed	AFS FGCI G12455 5.5	01/31/2007	5,130,000 361	5.50 10/01/2021	NA -	Non-Callable 10/01/2021	0.08 0.07	101.29 (12.37)	100.24 (0.02)	365 361	(4) (1.04%)
4	MBS Fixed	AFS G2SF 000978 8.5	09/21/1993	3,144,133 88	8.50 03/20/2023	NA -	Non-Callable 03/20/2023	0.26 0.25	103.67 (6.82)	101.71 0.29	92 90	(2) (1.89%)
5	MBS Fixed	AFS FGLMC D75482 6.5	07/25/2001	3,422,641 12,491	6.50 05/01/2026	NA -	Non-Callable 05/01/2026	2.06 1.89	108.25 2.24	107.25 2.73	13,522 13,397	(125) (0.92%)
Total: MBS Fixed				11,696,774 12,940	6.49 03/10/2026	- 03/10/2026	Non-Callable 03/10/2026	2.00 1.83	108.03 1.80	107.03 2.64	13,979 13,848	(130) (0.93%)
6	MBS Float	AFS G2AR 008992 2.8	06/22/1995	4,000,000 2,718	2.88 06/20/2022	NA -	Non-Callable 06/20/2022	0.51 0.44	102.09 (1.81)	100.10 2.10	2,775 2,721	(54) (1.95%)
7	MBS Float	AFS G2AR 008076 2.1	08/24/1995	1,530,000 1,360	2.13 11/20/2022	NA -	Non-Callable 11/20/2022	0.72 0.63	101.02 0.47	100.59 1.08	1,374 1,368	(6) (0.43%)
8	MBS Float	AFS G2AR 008457 2.2	07/22/1998	2,461,551 3,641	2.25 07/20/2024	NA -	Non-Callable 07/20/2024	1.49 0.79	102.82 (0.38)	102.35 (0.07)	3,743 3,726	(17) (0.46%)
9	MBS Float	AFS G2AR 008520 2.1	06/22/1995	2,022,030 4,316	2.13 10/20/2024	NA -	Non-Callable 10/20/2024	1.61 0.95	103.21 (0.24)	102.59 0.14	4,455 4,428	(27) (0.60%)
10	MBS Float	AFS FH99AR 785725 2.2	11/23/1999	2,000,000 5,175	2.28 12/01/2026	NA -	Non-Callable 12/01/2026	2.36 0.89	102.46 1.05	100.51 1.89	5,302 5,201	(101) (1.90%)
11	MBS Float	AFS FN99AR 443193 2.3	12/23/1998	3,500,000 12,159	2.34 11/01/2027	NA -	Non-Callable 11/01/2027	2.04 0.88	102.81 0.82	100.36 2.04	12,501 12,204	(297) (2.37%)
12	MBS Float	AFS G2AR 080292 2.8	10/25/1999	4,000,000 10,459	2.88 06/20/2029	NA -	Non-Callable 06/20/2029	2.47 1.06	103.13 0.51	102.61 0.72	10,786 10,732	(55) (0.51%)
13	MBS Float	AFS FH99AR 786715 2.5	11/24/1999	1,856,783 22,432	2.50 07/01/2029	NA -	Non-Callable 07/01/2029	2.88 0.77	103.49 0.87	100.46 1.95	23,214 22,536	(679) (2.92%)
14	MBS Float	AFS FN99AR 505886 2.5	08/25/1999	3,000,000 16,120	2.51 07/01/2029	NA -	Non-Callable 07/01/2029	2.77 0.66	103.45 0.89	100.46 1.99	16,677 16,194	(482) (2.89%)
15	MBS Float	AFS FH99AR 786737 2.4	10/25/1999	4,000,000 731	2.50 09/01/2029	NA -	Non-Callable 09/01/2029	3.33 0.93	104.50 0.86	100.55 2.07	763 735	(29) (3.78%)
16	MBS Float	AFS FN99AR 535167 2.2	05/23/2001	5,721,120 12,666	2.28 01/01/2030	NA -	Non-Callable 01/01/2030	3.12 1.04	103.56 1.00	103.27 1.10	13,118 13,080	(38) (0.29%)
17	MBS Float	AFS G2AR 080397 2.8	05/24/2000	4,000,000 7,928	2.88 04/20/2030	NA -	Non-Callable 04/20/2030	2.81 1.49	104.77 0.37	104.48 0.47	8,307 8,283	(24) (0.28%)
18	MBS Float	AFS G2AR 080523 2.2	08/23/2001	1,434,669 17,666	2.25 07/20/2031	NA -	Non-Callable 07/20/2031	3.59 1.13	103.24 0.59	103.07 0.64	18,239 18,208	(31) (0.17%)

#	CUSIP Sector	FAS 115 Description	Settle Date	Original Face Current Face	Coupon Maturity	Call Date Call Price	Call Type Effect Mat	WAL Base Eff Dur	Book Price Book Yld (TE)	Mkt Price Mkt Yield	Book Value Mkt Value	Gain/Loss Gain/Loss %
19	36225CSZ0 MBS Float	AFS G2AR 080535 2.2	08/23/2001	3,567,526 28,854	2.25 08/20/2031	NA -	Non-Callable 08/20/2031	3.58 1.14	104.54 0.23	104.33 0.29	30,164 30,104	(60) (0.20%)
20	36225CTZ9 MBS Float	AFS G2AR 080567 3.0	02/25/2002	5,007,640 51,897	2.00 01/20/2032	NA -	Non-Callable 01/20/2032	3.85 1.48	102.93 0.88	102.48 1.00	53,418 53,183	(235) (0.44%)
21	31391BC39 MBS Float	AFS FN99AR 661690 2.2	09/25/2002	5,000,000 84,966	2.28 09/01/2032	NA -	Non-Callable 09/01/2032	3.92 0.96	106.15 0.53	106.19 0.52	90,192 90,227	35 0.04%
22	31402KQU5 MBS Float	AFS FN99AR 731491 2.3	09/30/2003	4,000,000 24,173	2.39 10/01/2033	NA -	Non-Callable 10/01/2033	4.04 1.03	104.74 1.07	100.63 2.12	25,319 24,326	(993) (3.92%)
23	31404AE91 MBS Float	AFS FN99AR 762560 2.1	10/25/2004	3,980,910 29,427	2.14 11/01/2033	NA -	Non-Callable 11/01/2033	4.12 0.69	103.28 1.09	100.43 1.81	30,393 29,553	(840) (2.76%)
24	31404CMN7 MBS Float	AFS FN99AR 764565 1.5	11/23/2004	5,000,000 217,900	1.56 06/01/2034	NA -	Non-Callable 06/01/2034	4.00 0.55	104.50 0.36	104.17 0.44	227,701 226,976	(724) (0.32%)
25	31405DVG9 MBS Float	AFS FN99AR 786415 2.2	10/24/2007	5,369,079 67,821	2.29 07/01/2034	NA -	Non-Callable 07/01/2034	3.96 0.38	101.39 1.44	101.38 1.44	68,766 68,758	(8) (0.01%)
26	31349TWL1 MBS Float	AFS FH99AR 782451 2.3	07/24/2006	6,450,000 27,333	2.38 10/01/2034	NA -	Non-Callable 10/01/2034	4.04 0.73	105.84 0.76	105.80 0.77	28,929 28,920	(9) (0.03%)
27	3128QJG26 MBS Float	AFS FH99AR 1G1117 2.3	11/21/2007	15,000,000 488,256	2.35 09/01/2035	NA -	Non-Callable 09/01/2035	4.19 0.44	104.86 0.78	104.91 0.77	511,993 512,211	219 0.04%
28	31408EQ39 MBS Float	AFS FN99AR 849274 1.7	08/23/2006	6,575,000 27,811	1.72 01/01/2036	NA -	Non-Callable 01/01/2036	4.89 0.89	102.31 1.12	102.27 1.13	28,455 28,443	(12) (0.04%)
29	3128QLRC7 MBS Float	AFS FH99AR 1H2583 2.3	04/24/2007	4,000,000 29,034	2.38 01/01/2036	NA -	Non-Callable 01/01/2036	4.40 0.71	106.53 0.73	106.35 0.77	30,930 30,878	(52) (0.17%)
30	31408G7J0 MBS Float	AFS FN99AR 851497 1.6	09/21/2006	3,050,000 42,460	1.66 02/01/2036	NA -	Non-Callable 02/01/2036	4.57 0.55	103.14 0.89	102.73 0.98	43,792 43,621	(172) (0.39%)
31	31409UTA3 MBS Float	AFS FN99AR 879045 2.2	11/30/2006	10,395,108 230,766	2.24 03/01/2036	NA -	Non-Callable 03/01/2036	4.54 1.08	103.95 1.24	103.68 1.30	239,871 239,259	(613) (0.26%)
32	31349T6B2 MBS Float	AFS FH99AR 782666 2.4	08/23/2006	5,030,473 146,114	2.44 04/01/2036	NA -	Non-Callable 04/01/2036	4.63 1.35	100.31 2.26	99.93 2.34	146,560 146,015	(545) (0.37%)
33	31410AEP7 MBS Float	AFS FN99AR 883142 2.9	09/21/2006	12,075,102 86,202	2.96 06/01/2036	NA -	Non-Callable 06/01/2036	5.05 1.28	105.33 1.12	105.47 1.09	90,801 90,916	115 0.13%
34	3128JRQQ2 MBS Float	AFS FH99AR 847663 2.2	12/29/2006	10,000,000 106,557	2.27 11/01/2036	NA -	Non-Callable 11/01/2036	5.63 1.30	104.09 1.39	104.01 1.40	110,914 110,835	(79) (0.07%)
35	3128NGF34 MBS Float	AFS FH99AR 1H1386 2.3	06/21/2007	5,000,000 72,308	2.38 03/01/2037	NA -	Non-Callable 03/01/2037	4.77 1.12	104.65 1.23	104.31 1.31	75,668 75,425	(244) (0.32%)
36	3128QJ3C8 MBS Float	AFS FH99AR 1G1695 3.1	05/24/2007	10,000,000 97,167	3.13 04/01/2037	NA -	Non-Callable 04/01/2037	4.90 1.13	104.34 0.69	103.73 0.82	101,383 100,787	(596) (0.59%)
37	31413B3Q2 MBS Float	AFS FN99AR 941007 2.7	08/10/2007	10,000,000 58,992	2.71 07/01/2037	NA -	Non-Callable 07/01/2037	5.35 1.32	103.96 1.20	100.21 1.94	61,328 59,113	(2,215) (3.61%)
Total: MBS Float				169,026,991	2,30	03/04/2035	03/04/2035	4.33	104.05	103.64	2,117,831	(8,865)
				2,035,412				0.86	0.97	1.09	2,108,966	(0.42%)

#	CUSIP Sector	FAS 115 Description	Settle Date	Original Face Current Face	Coupon Maturity	Call Date Call Price	Call Type Effect Mat	WAL Base Eff Dur	Book Price Book Yld (TE)	Mkt Price Mkt Yield	Book Value Mkt Value	Gain/Loss Gain/Loss %
38	FL SAFE Other	AFS FL SAFE - Money M	04/30/2021	20,005,239 20,005,239	0.05 05/31/2021	NA -	Non-Callable 05/31/2021	0.08 0.09	100.00 0.05	100.00 0.05	20,005,239 20,005,239	- -
39	QPD MM Other	AFS Bank United Money	04/30/2021	25,524,934 25,524,934	0.20 05/31/2021	NA -	Non-Callable 05/31/2021	0.08 0.09	100.00 0.20	100.00 0.20	25,524,934 25,524,934	- -
40	FLCLASS Other	AFS FLCLASS Money Mark	04/30/2021	5,376,912 5,376,912	0.10 05/31/2021	NA -	Non-Callable 05/31/2021	0.08 0.09	100.00 0.10	100.00 0.10	5,376,912 5,376,912	- -
41	SunTrust Other	AFS SunTrust Premier C	04/30/2021	15,698,005 15,698,005	0.01 05/31/2021	NA -	Non-Callable 05/31/2021	0.08 0.09	100.00 0.01	100.00 0.01	15,698,005 15,698,005	- -
42	QPD City Other	AFS City National Bank	04/30/2021	74,754,092 74,754,092	0.25 05/31/2021	NA -	Non-Callable 05/31/2021	0.08 0.09	100.00 0.25	100.00 0.25	74,754,092 74,754,092	- -
43	SBAFLPRIME Other	AFS Florida Prime/SBA	04/30/2021	85,103,732 85,103,732	0.12 05/31/2021	NA -	Non-Callable 05/31/2021	0.08 0.09	100.00 0.12	100.00 0.12	85,103,732 85,103,732	- -
44	QPD FL Other	AFS Synovus Bank Money	04/30/2021	42,911,534 42,911,534	0.25 05/31/2021	NA -	Non-Callable 05/31/2021	0.08 0.09	100.00 0.25	100.00 0.25	42,911,534 42,911,534	- -
45	QPD Ameris Bank Money Market Other	AFS Ameris Bank Money	04/30/2021	46,105,254 46,105,254	0.30 05/31/2021	NA -	Non-Callable 05/31/2021	0.08 0.09	100.00 0.30	100.00 0.30	46,105,254 46,105,254	- -
46	QPD CITIZ Other	AFS Citizens Bank of F	04/30/2021	2,493,463 2,493,463	0.25 05/31/2021	NA -	Non-Callable 05/31/2021	0.08 0.09	100.00 0.25	100.00 0.25	2,493,463 2,493,463	- -
47	QPD CENT Other	AFS Centennial Bank Mo	04/30/2021	2,967,552 2,967,552	0.20 05/31/2021	NA -	Non-Callable 05/31/2021	0.08 0.09	100.00 0.20	100.00 0.20	2,967,552 2,967,552	- -
48	WELLSFARGO Other	AFS Wells Fargo Money	04/30/2021	1,890,721 1,890,721	0.05 05/31/2021	NA -	Non-Callable 05/31/2021	0.08 0.09	100.00 0.05	100.00 0.05	1,890,721 1,890,721	- -
49	FLGITF Other	AFS Florida Trust Day	04/30/2021	5,212,315 5,212,315	0.03 05/31/2021	NA -	Non-Callable 05/31/2021	0.08 0.09	100.00 0.03	100.00 0.03	5,212,315 5,212,315	- -
50	FLE190920 Other	AFS FL PALM (SunRail)	04/30/2021	1,101,151 1,101,151	0.10 05/31/2021	NA -	Non-Callable 05/31/2021	0.08 0.09	100.00 0.10	100.00 0.10	1,101,151 1,101,151	- -
51	FL PALM 62821 Other	AFS FL PALM 6/28/2021	12/14/2020	5,003,402 5,003,402	0.18 06/28/2021	NA -	Non-Callable 06/28/2021	0.16 0.16	100.00 0.18	100.00 0.18	5,003,402 5,003,402	- -
52	FL PALM 62821 Other	AFS FL PALM 7/7/21	12/14/2020	5,003,402 5,003,402	0.18 07/07/2021	NA -	Non-Callable 07/07/2021	0.19 0.19	100.00 0.18	100.00 0.18	5,003,402 5,003,402	- -
53	CD - Axiom Bank Other	AFS CD - Axiom Bank -	09/25/2019	20,692,635 20,692,635	2.15 09/25/2021	NA -	Non-Callable 09/25/2021	0.40 0.41	100.00 2.15	100.00 2.15	20,692,635 20,692,635	- -
54	FL PALM 111621 Other	AFS FL PALM 11/16/21	03/18/2021	3,000,530 3,000,530	0.15 11/16/2021	NA -	Non-Callable 11/16/2021	0.54 0.56	100.00 0.15	100.00 0.15	3,000,530 3,000,530	- -
55	FL PALM 111721 Other	AFS FL PALM 7/7/21	03/18/2021	7,001,237 7,001,237	0.15 11/17/2021	NA -	Non-Callable 11/17/2021	0.55 0.56	100.00 0.15	100.00 0.15	7,001,237 7,001,237	- -
56	CD - Bank United Other	AFS CD - Bank United -	12/01/2020	20,016,474 20,016,474	0.20 12/01/2021	NA -	Non-Callable 12/01/2021	0.59 0.60	100.00 0.20	100.00 0.20	20,016,474 20,016,474	- -
57	CD - Bank United Other	AFS CD - Bank United -	04/15/2021	10,000,617 10,000,617	0.15 01/15/2022	NA -	Non-Callable 01/15/2022	0.71 0.72	100.00 0.15	100.00 0.15	10,000,617 10,000,617	- -

#	CUSIP Sector	FAS 115 Description	Settle Date	Original Face Current Face	Coupon Maturity	Call Date Call Price	Call Type Effect Mat	WAL Base Eff Dur	Book Price Book Yld (TE)	Mkt Price Mkt Yield	Book Value Mkt Value	Gain/Loss Gain/Loss %
58	Other	CDCityNat0520 CD - City National	01/29/2021	20,382,064 20,382,064	0.20 01/29/2022	NA -	Non-Callable 01/29/2022	0.75 0.76	100.00 0.20	100.00 0.20	20,382,064 20,382,064	- -
59	Other	CD - Bank United		15,042,885	0.20	NA	Non-Callable	0.86	100.00	100.00	15,042,885	-
		CD - Bank United -	03/09/2021	15,042,885	03/09/2022	-	03/09/2022	0.87	0.20	0.20	15,042,885	-
60	Other	FL PALM 111721 FL PALM 7/7/21	04/07/2021	20,001,841 20,001,841	0.14 04/05/2022	NA -	Non-Callable 04/05/2022	0.93 0.94	100.00 0.14	100.00 0.14	20,001,841 20,001,841	- -
61	Other	CDCent0522 CD - Centennial Ba	05/31/2019	21,057,008 21,057,008	2.70 05/31/2022	NA -	Non-Callable 05/31/2022	1.08 1.08	100.00 2.70	100.00 2.70	21,057,008 21,057,008	- -
62	Other	CD - Ameris 18 mth		10,392,702	0.25	NA	Non-Callable	1.09	100.00	100.00	10,392,702	-
		CD - Ameris Bank -	12/03/2020	10,392,702	06/03/2022	-	06/03/2022	1.11	0.25	0.25	10,392,702	-
63	Other	CD - Axiom Bank 36		10,343,568	2.25	NA	Non-Callable	1.48	100.00	100.00	10,343,568	-
		CD - Axiom Bank -	10/23/2019	10,343,568	10/23/2022	-	10/23/2022	1.48	2.25	2.25	10,343,568	-
				497,083,269	0.42			0.32	100.00	100.00	497,083,269	-
	Total: Other			497,083,269	08/24/2021		08/24/2021	0.32	0.42	0.42	497,083,269	-
64	Treasury	9128284T4 AFS UNITED STATES TREA	12/20/2019	10,000,000 10,000,000	2.63 06/15/2021	NA -	Non-Callable 06/15/2021	0.13 0.13	101.77 (11.04)	100.30 0.27	10,176,562 10,029,688	(146,874) (1.44%)
65	Treasury	912796H36 AFS UNITED STATES TREA	02/03/2021	15,000,000 15,000,000	- 06/29/2021	NA -	Non-Callable 06/29/2021	0.16 0.17	99.98 0.14	100.00 0.01	14,996,502 14,999,763	3,261 0.02%
66	Treasury	912828Y20 AFS UNITED STATES TREA	12/23/2019	10,000,000 10,000,000	2.63 07/15/2021	NA -	Non-Callable 07/15/2021	0.21 0.21	101.97 (6.57)	100.52 0.17	10,196,875 10,051,562	(145,313) (1.43%)
67	Treasury	912828D72 AFS UNITED STATES TREA	12/23/2019	10,000,000 10,000,000	2.00 08/31/2021	NA -	Non-Callable 08/31/2021	0.33 0.34	101.70 (3.03)	100.64 0.08	10,170,312 10,064,062	(106,250) (1.04%)
68	Treasury	912828F21 AFS UNITED STATES TREA	12/11/2020	15,000,000 15,000,000	2.13 09/30/2021	NA -	Non-Callable 09/30/2021	0.42 0.42	101.63 (1.73)	100.86 0.07	15,243,750 15,128,907	(114,843) (0.75%)
69	Treasury	9128285F3 AFS UNITED STATES TREA	12/11/2020	15,000,000 15,000,000	2.88 10/15/2021	NA -	Non-Callable 10/15/2021	0.46 0.47	102.34 (2.17)	101.28 0.08	15,350,977 15,192,188	(158,789) (1.03%)
70	Treasury	912828U65 AFS UNITED STATES TREA	12/11/2020	15,000,000 15,000,000	1.75 11/30/2021	NA -	Non-Callable 11/30/2021	0.58 0.59	101.60 (0.97)	100.98 0.07	15,240,234 15,147,657	(92,577) (0.61%)
71	Treasury	912810EP9 AFS UNITED STATES TREA	09/10/1993	3,000,000 3,000,000	7.13 02/15/2023	NA -	Non-Callable 02/15/2023	1.79 1.73	116.45 (1.84)	112.34 0.23	3,493,594 3,370,313	(123,281) (3.53%)
				93,000,000	2.12			0.40	102.01	101.10	94,868,806	(884,667)
	Total: Treasury			93,000,000	09/22/2021		09/22/2021	0.40	(3.05)	0.10	93,984,139	(884,667) (0.93%)

CUSIP #	FAS 115 Sector	FAS 115 Description	Settle Date	Original Face Current Face	Coupon Maturity	Call Date Call Price	Call Type Effect Mat	WAL Base Eff Dur	Book Price Book Yld (TE)	Mkt Price Mkt Yield	Book Value Mkt Value	Gain/Loss Gain/Loss %
				808,827,034	0.76			0.37	100.46	100.26	633,020,675	(1,249,316)
				630,151,621		09/26/2021		0.37	(0.19)	0.35	631,771,359	(0.20%)
Total												

This presentation is for informational purposes only and is being furnished on a confidential basis. By accepting this information, the recipient agrees that it will use the information only to evaluate its potential interest in the strategies described herein and for no other purpose and will not divulge any such information to any other party.

This presentation does not constitute a commitment to lend money, underwrite any proposed transaction, purchase securities or other assets, provide financing, arrange financing, or provide any other services. Truist Securities, Inc. and its representatives and affiliates make no representation and have given you no advice concerning the appropriate regulatory treatment, accounting treatment, or possible tax consequences of the proposed transactions described herein. Prior to entering into any proposed transaction, you should determine, without reliance upon Truist Securities, Inc. or its representatives or affiliates, the economic risks and merits, as well as the legal, tax, and accounting characteristics and consequences, of the transaction, and that you are able to assume these risks. These materials should not be relied upon for the maintenance of your books and records or for any tax, accounting, legal or other purposes.

All materials, including proposed terms and conditions, are indicative and for discussion purposes only. Finalized terms and conditions are subject to further discussion and negotiation and will be evidenced by a formal written agreement. Except as required by applicable law, we make no representation or warranty, express or implied, to you or to any person as to the content of the information contained herein. Opinions expressed herein are current opinions only as of the date indicated. Any historical price(s) or value(s) are also only as of the date indicated. We are under no obligation to update opinions or other information.

In connection with Treasury Regulation Section 1.6011-4, it is our mutual intent that the tax structure and tax treatment of the transactions contemplated by this presentation are not confidential and that notwithstanding anything herein to the contrary that each of us (and our employees, representatives and agents) may disclose to any and all persons, without limitation of any kind, the tax structure and tax treatment of the transactions contemplated herein.

Truist Securities, Inc. (“Truist Securities”) is not recommending an action to you as a municipal entity or obligated person. Truist Securities is not acting as an advisor to you and does not owe a fiduciary duty pursuant to Section 15B of the Exchange Act to you with respect to the information and material contained in this communication. Truist Securities is acting for its own interests. You should discuss any information and material contained in this communication with any and all internal or external advisors and experts that you deem appropriate before acting on this information or material. This information provided “as-is” and “where-is”, and Truist Securities makes no representation or warranty of any kind, express or implied, with respect to the selection, design, functionality, or operation of the information in this file, and makes no implied warranty of merchantability or fitness for a particular purpose, and specifically disclaims any implied warranty with respect thereto.

The information in this presentation is necessarily based upon information provided by you, and market, economic, and other conditions and assumptions.

Truist Securities assumes no obligation, and does not intend to, update the file to reflect any changes in such information, conditions or assumptions. The information in this presentation is illustrative and is not intended to predict actual results, which may differ substantially from those reflected in this presentation. This presentation is based on mathematical models that use inputs and assumptions to calculate results. You should understand the assumptions and evaluate whether they are appropriate for your purposes. As with all models, results may vary significantly depending upon the value of the model’s inputs and assumptions, which may or may not be stated. Any interest rates or transactional terms used herein are hypothetical and take into consideration conditions in today’s market and other factual information. This presentation is for informational purposes only and is being furnished on a confidential basis.

This presentation does not constitute a commitment to lend money, underwrite any proposed transaction, purchase securities or other assets, provide financing, arrange financing, or provide any other services. Truist Securities and its representatives and affiliates make no representation and have given you no advice concerning the appropriate regulatory treatment, accounting treatment, or possible tax consequences of the proposed transactions described herein. Prior to entering into any proposed transaction, you should determine, without reliance upon Truist Securities or its representatives or affiliates, the economic risks and merits, as well as the legal, tax, and accounting characteristics and consequences, of the transaction, and that you are able to assume these risks. These materials should not be relied upon for the maintenance of your books and records or for any tax, accounting, legal or other purposes.

Any historical price(s) or value(s) are also only as of the date indicated. We are under no obligation to update opinions or other information.

Nothing in this document constitutes a “Research Report” within the meaning of CFTC Regulation 23.605(a)(9). If this document references a Swap, this document constitutes a solicitation within the meaning of CFTC Regulation 23.605(a)(9)(v) to potentially enter into a derivatives transaction upon satisfaction of all applicable legal requirements.

Truist Securities is the trade name for the corporate and investment banking services of Truist Financial Corporation and its subsidiaries, including Truist Securities, Inc., member, FINRA and SIPC. Debt and equity underwriting, trading, research and sales, loan syndications, municipal securities trading and sales, and mergers and acquisitions advisory services are offered by Truist Securities, Inc. Cash management, loans and loan related products, foreign exchange, risk management products and services and agency services are offered by Truist Bank.