

Seminole County Board of
County Commissioners
Sanford, FL

Portfolio Performance Review
March 31, 2020



SUNTRUST
ROBINSON HUMPHREY

Grier Campbell
Director
Fixed Income Sales

404-926-5549
Grier.Campbell@suntrust.com

Mike Davis
Managing Director - Strategies
Fixed Income Strategies

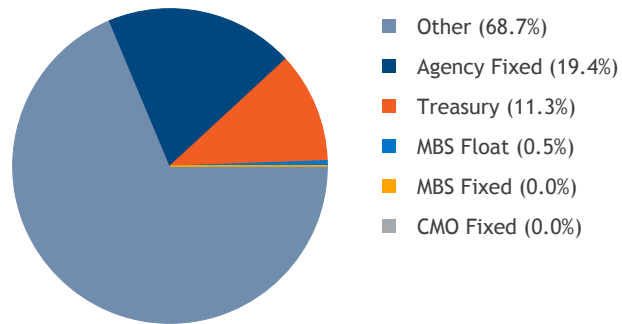
901-842-3824
Mike.Davis@suntrust.com

Strictly Private and Confidential

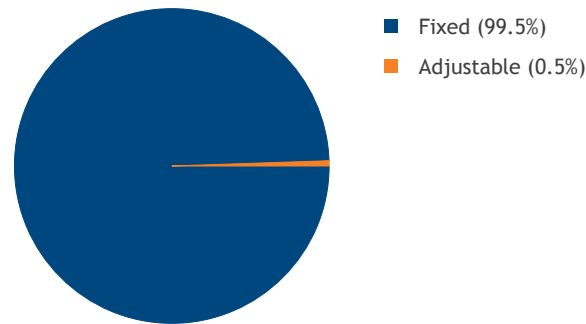
Section I Portfolio Overview..... 3
Section II Security Inventory Report..... 4
Disclaimer..... 9

Steven Jones
Vice President
Fixed Income Strategies

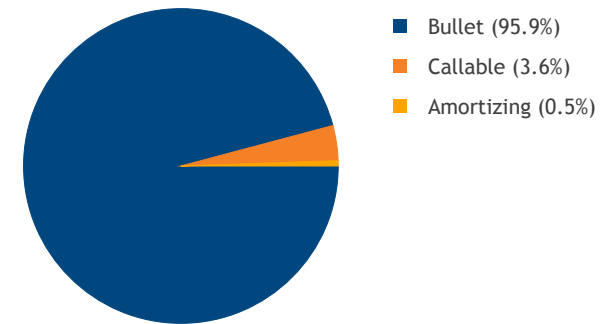
Sector Allocation



Coupon Type



Principal Type



Sector	Par Value	Book Value	Market Value	Gain (Loss)	AFS %	Book Yld (TE)	Average Life	Effective Duration	Effective Convexity	Price Vol. +300 Bps	Market Yld (TE)	3Mo CPR	
												Book Yld (TE)	Average Life
Agency Fixed	108,020,000	108,824,252	108,876,375	52,124	63%	0.36	0.79	0.80	(0.01)	(2.59)	0.65	0.36	0.79
MBS Fixed	67,939	70,588	71,565	977	100%	2.03	1.36	1.25	0.04	(3.65)	0.58	2.08	1.56
MBS Float	2,974,787	3,087,044	3,117,073	30,028	100%	1.58	4.08	1.19	0.78	(2.28)	1.31	1.92	6.97
CMO Fixed	333	339	337	(2)	100%	(2.79)	0.23	0.22	0.00	(0.65)	(0.34)	(3.09)	0.22
Treasury	63,000,000	63,951,054	64,745,157	794,102	100%	1.32	1.05	1.04	0.02	(3.05)	0.38	1.32	1.05
Other	382,106,048	382,106,048	382,106,048	-	100%	1.42	0.44	0.44	0.01	(1.28)	1.42	1.42	0.44
Totals/Averages	556,169,107	558,039,325	558,916,554	877,230	93%	1.20	0.60	0.58	0.01	(1.74)	1.15	1.21	0.62

#	CUSIP Sector	FAS 115 Description	Settle Date	Original Face Current Face	Coupon Maturity	Call Date Call Price	Call Type Effect Mat	WAL Base Eff Dur	Book Price Book Yld (TE)	Mkt Price Mkt Yield	Book Value Mkt Value	Gain/Loss Gain/Loss %
1	Agency Fixed	NA Fed Home Loan Bk	03/18/2020	20,000,000 20,000,000	- 04/20/2020	NA -	Non-Callable 04/20/2020	0.06 0.06	99.95 0.83	99.95 0.83	19,990,834 19,990,834	- -
2	Agency Fixed	AFS Freddie Mac	05/01/2019	10,000,000 10,000,000	2.50 04/23/2020	NA -	Non-Callable 04/23/2020	0.06 0.06	100.35 (2.86)	100.11 0.73	10,034,630 10,011,250	(23,380) (0.23%)
3	Agency Fixed	NA Farmer Mac	03/18/2020	20,000,000 20,000,000	- 06/25/2020	NA -	Non-Callable 06/25/2020	0.24 0.24	99.86 0.61	99.86 0.61	19,971,400 19,971,400	- -
4	Agency Fixed	AFS Federal Farm Credi	03/26/2020	20,000,000 20,000,000	0.55 03/26/2021	06/26/2020 100.00	American 06/26/2020	0.24 0.31	100.00 0.55	100.00 0.55	20,000,000 20,000,000	- -
5	Agency Fixed	AFS Federal Farm Credi	03/20/2020	20,000,000 20,000,000	1.45 02/24/2022	NA -	Non-Callable 02/24/2022	1.90 1.91	101.33 0.75	101.33 0.75	20,265,400 20,265,400	- -
6	Agency Fixed	AFS Fed Home Loan Bk	03/16/2020	18,020,000 18,020,000	2.25 03/11/2022	NA -	Non-Callable 03/11/2022	1.95 1.94	103.01 0.69	103.43 0.48	18,561,988 18,637,491	75,504 0.41%
Total: Agency Fixed				108,020,000	0.99			0.79	100.74	100.81	108,824,252	52,124
7	CMO Fixed	AFS FN 9156 M PAC1 Fix	10/19/1993	1,300,000 333	6.75 06/25/2021	NA -	Non-Callable 06/25/2021	0.23 0.22	101.73 (2.79)	101.14 (0.34)	339 337	(2) (0.58%)
Total: CMO Fixed				333	6.75			0.23	101.73	101.14	339	(2)
8	MBS Fixed	AFS GNJO 651758 5.0	07/18/2006	1,550,000 2,565	5.00 04/15/2021	NA -	Non-Callable 04/15/2021	0.46 0.45	102.14 (0.02)	102.04 0.15	2,620 2,618	(2) (0.10%)
9	MBS Fixed	AFS GNJO 520132 5.0	07/18/2006	1,646,693 9,183	5.00 04/15/2021	NA -	Non-Callable 04/15/2021	0.39 0.38	101.70 0.11	103.20 (3.64)	9,339 9,476	137 1.47%
10	MBS Fixed	AFS GNJO 606276 5.0	07/18/2006	3,530,852 5,799	5.00 05/15/2021	NA -	Non-Callable 05/15/2021	0.43 0.42	101.66 0.68	103.32 (3.10)	5,895 5,992	97 1.64%
11	MBS Fixed	AFS FGCI G12455 5.5	01/31/2007	5,130,000 18,032	5.50 10/01/2021	NA -	Non-Callable 10/01/2021	0.41 0.40	101.71 0.83	102.01 0.07	18,341 18,395	54 0.30%
12	MBS Fixed	AFS G2SF 000978 8.5	09/21/1993	3,144,133 276	8.50 03/20/2023	NA -	Non-Callable 03/20/2023	0.79 0.76	103.61 3.31	103.14 3.89	286 285	(1) (0.46%)
13	MBS Fixed	AFS FGLMC D75482 6.5	07/25/2001	3,422,641 32,084	6.50 05/01/2026	NA -	Non-Callable 05/01/2026	2.35 2.15	106.30 3.57	108.46 2.64	34,106 34,799	693 2.03%
Total: MBS Fixed				67,939	5.87			1.36	103.90	105.42	70,588	977
14	MBS Float	AFS G2AR 008761 4.0	05/31/1995	2,400,000 734	4.00 03/20/2021	NA -	Non-Callable 03/20/2021	0.42 0.37	100.11 2.86	100.60 1.66	734 738	4 0.49%
15	MBS Float	AFS G2AR 008992 3.8	06/22/1995	4,000,000 6,935	3.88 06/20/2022	NA -	Non-Callable 06/20/2022	1.01 0.93	101.76 1.34	103.03 0.09	7,057 7,145	88 1.24%
16	MBS Float	AFS G2AR 008076 3.1	08/24/1995	1,530,000 2,774	3.13 11/20/2022	NA -	Non-Callable 11/20/2022	1.24 0.89	100.07 2.59	101.63 1.31	2,776 2,819	43 1.55%

#	CUSIP Sector	FAS 115 Description	Settle Date	Original Face Current Face	Coupon Maturity	Call Date Call Price	Call Type Effect Mat	WAL Base Eff Dur	Book Price Book Yld (TE)	Mkt Price Mkt Yield	Book Value Mkt Value	Gain/Loss Gain/Loss %
17	MBS Float	36202KME2 AFS G2AR 008457 3.2	07/22/1998	2,461,551 5,528	3.25 07/20/2024	NA -	Non-Callable 07/20/2024	1.94 1.44	102.28 1.07	103.76 0.31	5,653 5,735	82 1.45%
18	MBS Float	36202KPD1 AFS G2AR 008520 3.1	06/22/1995	2,022,030 6,141	3.13 10/20/2024	NA -	Non-Callable 10/20/2024	2.03 1.18	102.60 1.06	104.06 0.34	6,301 6,390	90 1.42%
19	MBS Float	31348SLE2 AFS FH99AR 785725 4.1	11/23/1999	2,000,000 6,113	4.15 12/01/2026	NA -	Non-Callable 12/01/2026	2.79 1.08	102.25 1.70	103.55 1.22	6,250 6,330	80 1.28%
20	MBS Float	31380LKE7 AFS FN99AR 443193 3.8	12/23/1998	3,500,000 14,680	3.84 11/01/2027	NA -	Non-Callable 11/01/2027	2.45 1.10	102.58 1.60	103.72 1.13	15,058 15,225	167 1.11%
21	MBS Float	36225CKE5 AFS G2AR 080292 3.8	10/25/1999	4,000,000 13,536	3.88 06/20/2029	NA -	Non-Callable 06/20/2029	3.54 2.01	101.23 1.90	103.97 1.09	13,702 14,074	371 2.71%
22	MBS Float	31295KN83 AFS FH99AR 786715 4.5	11/24/1999	1,856,783 24,900	4.50 07/01/2029	NA -	Non-Callable 07/01/2029	3.21 1.41	103.59 1.28	104.30 1.05	25,793 25,972	179 0.69%
23	MBS Float	31383K6X0 AFS FN99AR 505886 4.5	08/25/1999	3,000,000 17,893	4.51 07/01/2029	NA -	Non-Callable 07/01/2029	3.16 1.23	103.70 1.27	104.27 1.09	18,555 18,656	102 0.55%
24	MBS Float	31383NZU8 AFS FN99AR 508455 4.5	07/30/1999	3,560,767 45,169	4.51 08/01/2029	NA -	Non-Callable 08/01/2029	3.19 1.25	103.70 1.28	104.27 1.10	46,840 47,096	257 0.55%
25	MBS Float	31295KPW8 AFS FH99AR 786737 4.2	10/25/1999	4,000,000 864	4.25 09/01/2029	NA -	Non-Callable 09/01/2029	3.64 1.16	104.35 1.30	105.39 1.01	901 910	9 1.00%
26	MBS Float	31384VQU9 AFS FN99AR 535167 3.7	05/23/2001	5,721,120 28,393	3.78 01/01/2030	NA -	Non-Callable 01/01/2030	3.40 1.33	103.21 1.60	104.46 1.22	29,303 29,659	356 1.22%
27	MBS Float	36225CNP7 AFS G2AR 080397 3.8	05/24/2000	4,000,000 12,265	3.88 04/20/2030	NA -	Non-Callable 04/20/2030	3.86 2.42	102.68 1.68	105.54 0.93	12,594 12,945	351 2.78%
28	MBS Float	36225CSM9 AFS G2AR 080523 3.2	08/23/2001	1,434,669 26,041	3.25 07/20/2031	NA -	Non-Callable 07/20/2031	4.09 2.08	101.97 1.47	104.11 0.93	26,554 27,113	558 2.10%
29	MBS Float	36225CSZ0 AFS G2AR 080535 3.2	08/23/2001	3,567,526 40,285	3.25 08/20/2031	NA -	Non-Callable 08/20/2031	4.03 2.09	103.63 1.03	105.45 0.58	41,747 42,479	732 1.75%
30	MBS Float	36225CTZ9 AFS G2AR 080567 4.0	02/25/2002	5,007,640 73,130	4.00 01/20/2032	NA -	Non-Callable 01/20/2032	4.25 2.17	102.02 1.60	103.60 1.21	74,608 75,764	1,156 1.55%
31	MBS Float	31391BC39 AFS FN99AR 661690 4.1	09/25/2002	5,000,000 108,440	4.11 09/01/2032	NA -	Non-Callable 09/01/2032	4.31 1.23	106.10 0.95	107.16 0.71	115,057 116,203	1,146 1.00%
32	MBS Float	31402KUQ5 AFS FN99AR 731491 4.2	09/30/2003	4,000,000 25,786	4.26 10/01/2033	NA -	Non-Callable 10/01/2033	4.26 1.26	104.72 1.41	105.74 1.16	27,002 27,267	264 0.98%
33	MBS Float	31404AE91 AFS FN99AR 762560 3.5	10/25/2004	3,980,910 31,426	3.52 11/01/2033	NA -	Non-Callable 11/01/2033	4.26 1.02	101.85 2.24	103.70 1.78	32,007 32,590	583 1.82%
34	MBS Float	31404CMN7 AFS FN99AR 764565 3.2	11/23/2004	5,000,000 424,313	3.30 06/01/2034	NA -	Non-Callable 06/01/2034	3.89 0.84	104.37 1.29	104.48 1.26	442,873 443,309	435 0.10%
35	MBS Float	31405DVG9 AFS FN99AR 786415 4.1	10/24/2007	5,369,079 72,683	4.16 07/01/2034	NA -	Non-Callable 07/01/2034	3.75 0.82	101.67 2.13	101.60 2.14	73,900 73,846	(54) (0.07%)

#	CUSIP Sector	FAS 115 Description	Settle Date	Original Face Current Face	Coupon Maturity	Call Date Call Price	Call Type Effect Mat	WAL Base Eff Dur	Book Price Book Yld (TE)	Mkt Price Mkt Yield	Book Value Mkt Value	Gain/Loss Gain/Loss %
36	MBS Float	31349TWL1 AFS FH99AR 782451 4.0	07/24/2006	6,450,000 29,222	4.05 10/01/2034	NA -	Non-Callable 10/01/2034	4.32 1.07	105.30 1.28	106.84 0.92	30,769 31,221	452 1.47%
37	MBS Float	31407FU24 AFS FN99AR 829601 4.6	10/24/2007	4,927,478 93,048	4.63 08/01/2035	NA -	Non-Callable 08/01/2035	4.74 1.24	106.87 1.04	107.65 0.88	99,436 100,163	727 0.73%
38	MBS Float	3128QJG26 AFS FH99AR 1G1117 3.9	11/21/2007	15,000,000 534,288	3.98 09/01/2035	NA -	Non-Callable 09/01/2035	3.28 0.81	103.99 1.50	105.19 1.13	555,604 562,037	6,433 1.16%
39	MBS Float	31408EQ39 AFS FN99AR 849274 3.4	08/23/2006	6,575,000 29,579	3.42 01/01/2036	NA -	Non-Callable 01/01/2036	4.69 1.29	101.36 2.15	102.78 1.82	29,982 30,403	421 1.40%
40	MBS Float	3128QLRC7 AFS FH99AR 1H2583 3.9	04/24/2007	4,000,000 42,767	3.93 01/01/2036	NA -	Non-Callable 01/01/2036	4.31 1.05	105.78 1.19	107.52 0.79	45,240 45,981	741 1.64%
41	MBS Float	31408G7J0 AFS FN99AR 851497 3.2	09/21/2006	3,050,000 69,726	3.29 02/01/2036	NA -	Non-Callable 02/01/2036	4.31 1.30	102.58 1.95	103.14 1.82	71,524 71,912	388 0.54%
42	MBS Float	31409UTA3 AFS FN99AR 879045 3.6	11/30/2006	10,395,108 246,961	3.62 03/01/2036	NA -	Non-Callable 03/01/2036	4.71 1.43	103.37 1.72	104.77 1.41	255,291 258,733	3,442 1.35%
43	MBS Float	31349T6B2 AFS FH99AR 782666 4.9	08/23/2006	5,030,473 172,623	4.94 04/01/2036	NA -	Non-Callable 04/01/2036	4.46 1.56	99.54 2.68	101.01 2.31	171,832 174,366	2,534 1.47%
44	MBS Float	31410AEP7 AFS FN99AR 883142 4.7	09/21/2006	12,075,102 344,557	4.74 06/01/2036	NA -	Non-Callable 06/01/2036	4.16 1.28	105.21 1.54	106.31 1.27	362,493 366,307	3,814 1.05%
45	MBS Float	3128JRQQ2 AFS FH99AR 847663 4.0	12/29/2006	10,000,000 114,249	4.01 11/01/2036	NA -	Non-Callable 11/01/2036	5.61 1.78	103.49 1.77	105.00 1.48	118,242 119,958	1,716 1.45%
46	MBS Float	3128NGF34 AFS FH99AR 1H1386 4.1	06/21/2007	5,000,000 77,658	4.19 03/01/2037	NA -	Non-Callable 03/01/2037	4.82 1.15	104.27 1.62	105.31 1.39	80,976 81,779	803 0.99%
47	MBS Float	3128QJ3C8 AFS FH99AR 1G1695 4.2	05/24/2007	10,000,000 101,897	4.25 04/01/2037	NA -	Non-Callable 04/01/2037	4.04 1.28	103.62 1.35	104.79 1.05	105,582 106,778	1,196 1.13%
48	MBS Float	31413B3Q2 AFS FN99AR 941007 4.4	08/10/2007	10,000,000 130,186	4.43 07/01/2037	NA -	Non-Callable 07/01/2037	4.89 1.03	103.55 1.93	103.83 1.86	134,805 135,168	363 0.27%
Total: MBS Float				179,915,236	4.03			4.08	103.77	104.80	3,087,044	30,028
				2,974,787	02/02/2035		02/02/2035	1.19	1.58	1.31	3,117,073	0.97%
49	Other	FLE190920 AFS FL PALM LGIP - 4/1	08/14/2019	9,109,630 9,109,630	1.93 04/15/2020	NA -	Non-Callable 04/15/2020	0.04 0.04	100.00 1.93	100.00 1.93	9,109,630 9,109,630	- -
50	Other	FLE190920 AFS FL PALM LGIP - 4/1	08/14/2019	6,073,086 6,073,086	1.93 04/15/2020	NA -	Non-Callable 04/15/2020	0.04 0.04	100.00 1.93	100.00 1.93	6,073,086 6,073,086	- -
51	Other	QPD FL AFS Synovus Bank Money	03/31/2020	42,721,500 42,721,500	0.50 04/30/2020	NA -	Non-Callable 04/30/2020	0.08 0.08	100.00 0.50	100.00 0.50	42,721,500 42,721,500	- -
52	Other	FLCLASS AFS FLCLASS Money Mark	03/31/2020	5,357,214 5,357,214	1.44 04/30/2020	NA -	Non-Callable 04/30/2020	0.08 0.08	100.00 1.44	100.00 1.44	5,357,214 5,357,214	- -
53	Other	SunTrust AFS SunTrust Premier C	02/29/2020	150,147 150,147	0.04 04/30/2020	NA -	Non-Callable 04/30/2020	0.08 0.08	100.00 0.04	100.00 0.04	150,147 150,147	- -

#	CUSIP Sector	FAS 115 Description	Settle Date	Original Face Current Face	Coupon Maturity	Call Date Call Price	Call Type Effect Mat	WAL Base Eff Dur	Book Price Book Yld (TE)	Mkt Price Mkt Yield	Book Value Mkt Value	Gain/Loss Gain/Loss %
54	WELLSFARGO Other	AFS Wells Fargo Money	03/31/2020	1,889,232 1,889,232	0.35 04/30/2020	NA -	Non-Callable 04/30/2020	0.08 0.08	100.00 0.35	100.00 0.35	1,889,232 1,889,232	- -
55	FLGITF Other	AFS Florida Trust Day	03/31/2020	5,198,196 5,198,196	1.06 04/30/2020	NA -	Non-Callable 04/30/2020	0.08 0.08	100.00 1.06	100.00 1.06	5,198,196 5,198,196	- -
56	QPD MM Other	AFS Bank United Money	03/31/2020	5,504,903 5,504,903	0.35 04/30/2020	NA -	Non-Callable 04/30/2020	0.08 0.08	100.00 0.35	100.00 0.35	5,504,903 5,504,903	- -
57	AQP Axiom Bank MM Other	AFS Axiom Bank Money M	03/31/2020	5,054,674 5,054,674	1.00 04/30/2020	NA -	Non-Callable 04/30/2020	0.08 0.08	100.00 1.00	100.00 1.00	5,054,674 5,054,674	- -
58	QPD Ameris Bank Money Market Other	AFS Ameris Bank Money	03/31/2020	45,898,367 45,898,367	0.50 04/30/2020	NA -	Non-Callable 04/30/2020	0.08 0.08	100.00 0.50	100.00 0.50	45,898,367 45,898,367	- -
59	QPD CENT Other	AFS Centennial Bank Mo	03/31/2020	2,956,979 2,956,979	0.35 04/30/2020	NA -	Non-Callable 04/30/2020	0.08 0.08	100.00 0.35	100.00 0.35	2,956,979 2,956,979	- -
60	QPD City Other	AFS City National Bank	03/31/2020	44,582,221 44,582,221	0.87 04/30/2020	NA -	Non-Callable 04/30/2020	0.08 0.08	100.00 0.87	100.00 0.87	44,582,221 44,582,221	- -
61	QPD CITIZ Other	AFS Citizens Bank of F	03/31/2020	2,486,702 2,486,702	0.25 04/30/2020	NA -	Non-Callable 04/30/2020	0.08 0.08	100.00 0.25	100.00 0.25	2,486,702 2,486,702	- -
62	SBAFLPRIME Other	AFS Florida Prime/SBA	03/31/2020	52,517,294 52,517,294	1.36 04/30/2020	NA -	Non-Callable 04/30/2020	0.08 0.08	100.00 1.36	100.00 1.36	52,517,294 52,517,294	- -
63	FLE190920 Other	AFS FL PALM LGIP - 5/1	03/28/2019	10,053,246 10,053,246	1.74 05/12/2020	NA -	Non-Callable 05/12/2020	0.12 0.12	100.00 1.74	100.00 1.74	10,053,246 10,053,246	- -
64	CDCityNat0520 Other	AFS CD - City National	05/31/2019	10,209,589 10,209,589	2.50 05/31/2020	NA -	Non-Callable 05/31/2020	0.17 0.17	100.00 2.50	100.00 2.50	10,209,589 10,209,589	- -
65	FLE190920 Other	AFS FL PALM LGIP - 7/1	10/17/2019	15,338,094 15,338,094	1.80 07/17/2020	NA -	Non-Callable 07/17/2020	0.30 0.30	100.00 1.80	100.00 1.80	15,338,094 15,338,094	- -
66	FLE190920 Other	AFS FL PALM LGIP - 8/7	10/07/2019	5,059,753 5,059,753	1.91 08/07/2020	NA -	Non-Callable 08/07/2020	0.35 0.36	100.00 1.91	100.00 1.91	5,059,753 5,059,753	- -
67	FLE190920 Other	AFS FL PALM LGIP - 8/1	10/07/2019	10,492,020 10,492,020	1.77 08/10/2020	NA -	Non-Callable 08/10/2020	0.36 0.36	100.00 1.77	100.00 1.77	10,492,020 10,492,020	- -
68	CDSynov1120 Other	AFS CD - Synovus Bank	05/31/2019	20,439,259 20,439,259	2.60 11/30/2020	NA -	Non-Callable 11/30/2020	0.67 0.67	100.00 2.60	100.00 2.60	20,439,259 20,439,259	- -
69	CD - Ameris 18 mth Other	AFS CD - Ameris Bank -	06/03/2019	10,190,967 10,190,967	2.52 12/03/2020	NA -	Non-Callable 12/03/2020	0.68 0.68	100.00 2.52	100.00 2.52	10,190,967 10,190,967	- -
70	CDCityNat0520 Other	AFS CD - City National	01/29/2020	20,060,822 20,060,822	1.87 01/29/2021	NA -	Non-Callable 01/29/2021	0.83 0.84	100.00 1.87	100.00 1.87	20,060,822 20,060,822	- -
71	CD - Axiom Bank Other	AFS CD - Axiom Bank -	09/25/2019	20,215,558 20,215,558	2.15 09/25/2021	NA -	Non-Callable 09/25/2021	1.49 1.48	100.00 2.15	100.00 2.15	20,215,558 20,215,558	- -
72	CDCent0522 Other	AFS CD - Centennial Ba	05/31/2019	20,452,459 20,452,459	2.70 05/31/2022	NA -	Non-Callable 05/31/2022	2.17 2.10	100.00 2.70	100.00 2.70	20,452,459 20,452,459	- -

CUSIP #	FAS 115 Sector	Description	Settle Date	Original Face Current Face	Coupon Maturity	Call Date Call Price	Call Type Effect Mat	WAL Base Eff Dur	Book Price Book Yld (TE)	Mkt Price Mkt Yield	Book Value Mkt Value	Gain/Loss Gain/Loss %
73	CD - Axiom Bank 36 Other	AFS CD - Axiom Bank -	10/23/2019	10,094,136 10,094,136	2.28 10/23/2022	NA -	Non-Callable 10/23/2022	2.56 2.48	100.00 2.28	100.00 2.28	10,094,136 10,094,136	- -
				382,106,048	1.42			0.44	100.00	100.00	382,106,048	-
	Total: Other			382,106,048	09/08/2020		09/08/2020	0.44	1.42	1.42	382,106,048	-
74	Treasury	AFS UNITED STATES TREA	12/19/2018	10,000,000 10,000,000	2.38 04/30/2020	NA -	Non-Callable 04/30/2020	0.08 0.08	100.28 (1.02)	100.13 0.85	10,028,125 10,012,500	(15,625) (0.16%)
75	Treasury	AFS UNITED STATES TREA	12/19/2018	5,000,000 5,000,000	1.50 05/15/2020	NA -	Non-Callable 05/15/2020	0.13 0.12	99.77 3.38	100.14 0.36	4,988,281 5,007,031	18,750 0.38%
76	Treasury	AFS UNITED STATES TREA	12/20/2019	15,000,000 15,000,000	2.38 04/15/2021	NA -	Non-Callable 04/15/2021	1.04 1.04	100.95 1.45	102.23 0.22	15,142,383 15,335,157	192,774 1.27%
77	Treasury	AFS UNITED STATES TREA	12/20/2019	10,000,000 10,000,000	2.63 06/15/2021	NA -	Non-Callable 06/15/2021	1.21 1.20	100.44 2.25	102.83 0.28	10,044,141 10,282,812	238,671 2.38%
78	Treasury	AFS UNITED STATES TREA	12/23/2019	10,000,000 10,000,000	2.63 07/15/2021	NA -	Non-Callable 07/15/2021	1.29 1.29	101.49 1.45	103.03 0.27	10,149,219 10,303,125	153,906 1.52%
79	Treasury	AFS UNITED STATES TREA	12/23/2019	10,000,000 10,000,000	2.00 08/31/2021	NA -	Non-Callable 08/31/2021	1.42 1.42	100.57 1.59	102.36 0.33	10,057,031 10,235,938	178,907 1.78%
80	Treasury	AFS UNITED STATES TREA	09/10/1993	3,000,000 3,000,000	7.13 02/15/2023	NA -	Non-Callable 02/15/2023	2.88 2.65	118.06 0.76	118.95 0.48	3,541,875 3,568,594	26,719 0.75%
	Total: Treasury			63,000,000 63,000,000	2.59 04/17/2021		04/17/2021	1.05 1.04	101.51 1.32	102.91 0.38	63,951,054 64,745,157	794,102 1.24%
				752,765,603	1.49			0.60	100.34	100.49	558,039,325	877,230
	Total			556,169,107	12/06/2020		11/27/2020	0.58	1.20	1.15	558,916,554	0.16%

This presentation is for informational purposes only and is being furnished on a confidential basis. By accepting this information, the recipient agrees that it will use the information only to evaluate its potential interest in the strategies described herein and for no other purpose and will not divulge any such information to any other party.

This presentation does not constitute a commitment to lend money, underwrite any proposed transaction, purchase securities or other assets, provide financing, arrange financing, or provide any other services. SunTrust Robinson Humphrey, Inc. and its representatives and affiliates make no representation and have given you no advice concerning the appropriate regulatory treatment, accounting treatment, or possible tax consequences of the proposed transactions described herein. Prior to entering into any proposed transaction, you should determine, without reliance upon SunTrust Robinson Humphrey, Inc. or its representatives or affiliates, the economic risks and merits, as well as the legal, tax, and accounting characteristics and consequences, of the transaction, and that you are able to assume these risks. These materials should not be relied upon for the maintenance of your books and records or for any tax, accounting, legal or other purposes.

All materials, including proposed terms and conditions, are indicative and for discussion purposes only. Finalized terms and conditions are subject to further discussion and negotiation and will be evidenced by a formal written agreement. Except as required by applicable law, we make no representation or warranty, express or implied, to you or to any person as to the content of the information contained herein. Opinions expressed herein are current opinions only as of the date indicated. Any historical price(s) or value(s) are also only as of the date indicated. We are under no obligation to update opinions or other information.

In connection with Treasury Regulation Section 1.6011-4, it is our mutual intent that the tax structure and tax treatment of the transactions contemplated by this presentation are not confidential and that notwithstanding anything herein to the contrary that each of us (and our employees, representatives and agents) may disclose to any and all persons, without limitation of any kind, the tax structure and tax treatment of the transactions contemplated herein.

SunTrust Robinson Humphrey, Inc. (“STRH”) is not recommending an action to you as a municipal entity or obligated person. STRH is not acting as an advisor to you and does not owe a fiduciary duty pursuant to Section 15B of the Exchange Act to you with respect to the information and material contained in this communication. STRH is acting for its own interests. You should discuss any information and material contained in this communication with any and all internal or external advisors and experts that you deem appropriate before acting on this information or material. This information provided “as-is” and “where-is”, and STRH makes no representation or warranty of any kind, express or implied, with respect to the selection, design, functionality, or operation of the information in this file, and makes no implied warranty of merchantability or fitness for a particular purpose, and specifically disclaims any implied warranty with respect thereto.

The information in this presentation is necessarily based upon information provided by you, and market, economic, and other conditions and assumptions. STRH assumes no obligation, and does not intend to, update the file to reflect any changes in such information, conditions or assumptions.

The information in this presentation is illustrative and is not intended to predict actual results, which may differ substantially from those reflected in this presentation. This presentation is based on mathematical models that use inputs and assumptions to calculate results. You should understand the assumptions and evaluate whether they are appropriate for your purposes. As with all models, results may vary significantly depending upon the value of the model’s inputs and assumptions, which may or may not be stated. Any interest rates or transactional terms used herein are hypothetical and take into consideration conditions in today’s market and other factual information. This presentation is for informational purposes only and is being furnished on a confidential basis.

This presentation does not constitute a commitment to lend money, underwrite any proposed transaction, purchase securities or other assets, provide financing, arrange financing, or provide any other services. SunTrust and its representatives and affiliates make no representation and have given you no advice concerning the appropriate regulatory treatment, accounting treatment, or possible tax consequences of the proposed transactions described herein. Prior to entering into any proposed transaction, you should determine, without reliance upon SunTrust or its representatives or affiliates, the economic risks and merits, as well as the legal, tax, and accounting characteristics and consequences, of the transaction, and that you are able to assume these risks. These materials should not be relied upon for the maintenance of your books and records or for any tax, accounting, legal or other purposes. Any historical price(s) or value(s) are also only as of the date indicated. We are under no obligation to update opinions or other information.

Nothing in this document constitutes a “Research Report” within the meaning of CFTC Regulation 23.605(a)(9). If this document references a Swap, this document constitutes a solicitation within the meaning of CFTC Regulation 23.605(a)(9)(v) to potentially enter into a derivatives transaction upon satisfaction of all applicable legal requirements.

SunTrust Robinson Humphrey is a trade name for certain corporate and investment banking services of Truist Financial Corporation and its subsidiaries, including SunTrust Robinson Humphrey, Inc., member, FINRA and SIPC. Debt and equity underwriting, trading, research and sales, loan syndications, municipal securities trading and sales, and mergers and acquisitions advisory services are offered by SunTrust Robinson Humphrey, Inc. Cash management, loans and loan related products, foreign exchange, risk management products and services and agency services are offered by Truist Bank.