

Seminole County Board of
County Commissioners
Sanford, FL

Portfolio Performance Review
February 29, 2020



SUNTRUST
ROBINSON HUMPHREY

Grier Campbell
Director
Fixed Income Sales

404-926-5549
Grier.Campbell@suntrust.com

Mike Davis
Managing Director - Strategies
Fixed Income Strategies

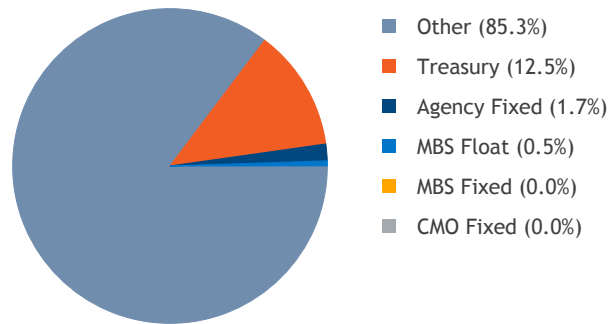
901-842-3824
Mike.Davis@suntrust.com

Strictly Private and Confidential

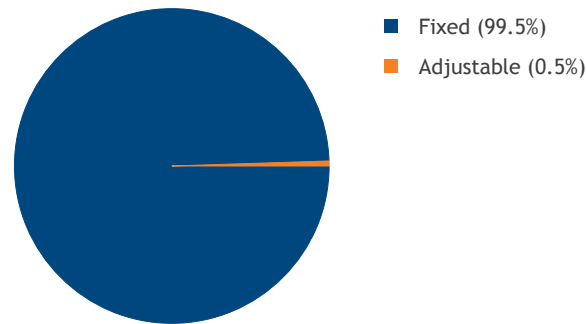
Section I Portfolio Overview..... 3
Section II Security Inventory Report..... 4
Disclaimer..... 9

Steven Jones
Vice President
Fixed Income Strategies

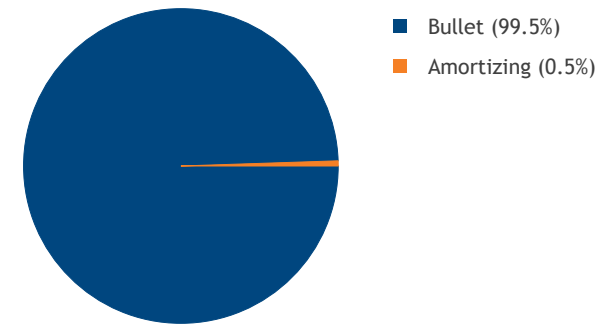
Sector Allocation



Coupon Type



Principal Type



Sector	Par Value	Book Value	Market Value	Gain (Loss)	AFS %	Book Yld (TE)	Average Life	Effective Duration	Effective Convexity	Price Vol. +300 Bps	Market Yld (TE)	3Mo CPR	
												Book Yld (TE)	Average Life
Agency Fixed	10,000,000	10,034,630	10,013,190	(21,440)	100%	0.15	0.15	0.15	0.00	(0.45)	1.59	0.15	0.15
MBS Fixed	72,955	75,711	76,663	952	100%	2.10	1.34	1.23	0.03	(3.58)	0.46	1.89	1.51
MBS Float	2,995,236	3,108,375	3,109,287	912	100%	1.99	3.86	0.98	0.52	(1.95)	1.99	2.30	6.71
CMO Fixed	409	416	413	(3)	100%	(1.38)	0.27	0.25	0.00	(0.75)	1.23	(1.72)	0.26
Treasury	73,000,000	73,927,616	74,354,374	426,758	100%	1.92	0.99	0.98	0.02	(2.87)	1.18	1.92	0.99
Other	498,394,540	498,394,540	498,394,540	-	100%	1.94	0.39	0.38	0.01	(1.12)	1.94	1.94	0.39
Totals/Averages	584,463,140	585,541,289	585,948,468	407,179	100%	1.91	0.48	0.46	0.01	(1.34)	1.84	1.91	0.49

#	CUSIP Sector	FAS 115 Description	Settle Date	Original Face Current Face	Coupon Maturity	Call Date Call Price	Call Type Effect Mat	WAL Base Eff Dur	Book Price Book Yld (TE)	Mkt Price Mkt Yield	Book Value Mkt Value	Gain/Loss Gain/Loss %
1	Agency Fixed	AFS Freddie Mac	05/01/2019	10,000,000	2.50	NA	Non-Callable	0.15	100.35	100.13	10,034,630	(21,440)
				10,000,000	04/23/2020	-	04/23/2020	0.15	0.15	1.59	10,013,190	(0.21%)
				10,000,000	04/23/2020		04/23/2020	0.15	100.35	100.13	10,034,630	(21,440)
Total: Agency Fixed				10,000,000	2.50			0.15	100.35	100.13	10,013,190	(0.21%)
2	CMO Fixed	AFS FN 9156 M PAC1 Fix	10/19/1993	1,300,000	6.75	NA	Non-Callable	0.27	101.73	101.04	416	(3)
				409	06/25/2021	-	06/25/2021	0.25	(1.38)	1.23	413	(0.68%)
				1,300,000	6.75		06/25/2021	0.27	101.73	101.04	416	(3)
Total: CMO Fixed				409	06/25/2021			0.25	(1.38)	1.23	413	(0.68%)
3	MBS Fixed	AFS GNJO 651758 5.0	07/18/2006	1,550,000	5.00	NA	Non-Callable	0.47	102.14	101.75	3,201	(12)
				3,134	04/15/2021	-	04/15/2021	0.45	(0.03)	0.83	3,188	(0.38%)
4	MBS Fixed	AFS GNJO 520132 5.0	07/18/2006	1,646,693	5.00	NA	Non-Callable	0.39	101.70	103.65	10,553	202
				10,376	04/15/2021	-	04/15/2021	0.38	0.14	(4.61)	10,755	1.92%
5	MBS Fixed	AFS GNJO 606276 5.0	07/18/2006	3,530,852	5.00	NA	Non-Callable	0.47	101.66	103.73	6,440	131
				6,335	05/15/2021	-	05/15/2021	0.46	1.03	(3.23)	6,571	2.04%
6	MBS Fixed	AFS FGCI G12455 5.5	01/31/2007	5,130,000	5.50	NA	Non-Callable	0.45	101.71	102.30	20,662	120
				20,314	10/01/2021	-	10/01/2021	0.44	1.19	(0.07)	20,782	0.58%
7	MBS Fixed	AFS G2SF 000978 8.5	09/21/1993	3,144,133	8.50	NA	Non-Callable	0.84	103.61	102.17	300	(4)
				290	03/20/2023	-	03/20/2023	0.79	3.56	5.36	296	(1.39%)
8	MBS Fixed	AFS FGLMC D75482 6.5	07/25/2001	3,422,641	6.50	NA	Non-Callable	2.40	106.30	107.89	34,556	515
				32,507	05/01/2026	-	05/01/2026	2.17	3.61	2.95	35,071	1.49%
Total: MBS Fixed				18,424,319	5.84			1.34	103.78	105.15	75,711	952
				72,955	09/25/2023			1.23	2.10	0.46	76,663	1.26%
9	MBS Float	AFS G2AR 008761 4.0	05/31/1995	2,400,000	4.00	NA	Non-Callable	0.47	100.11	99.93	1,094	(2)
				1,093	03/20/2021	-	03/20/2021	0.40	2.99	3.40	1,092	(0.18%)
10	MBS Float	AFS G2AR 008992 3.8	06/22/1995	4,000,000	3.88	NA	Non-Callable	1.06	101.76	101.65	7,346	(8)
				7,219	06/20/2022	-	06/20/2022	0.89	1.49	1.61	7,338	(0.11%)
11	MBS Float	AFS G2AR 008076 3.1	08/24/1995	1,530,000	3.13	NA	Non-Callable	1.29	100.07	100.34	2,866	8
				2,864	11/20/2022	-	11/20/2022	0.18	2.76	2.55	2,873	0.26%
12	MBS Float	AFS G2AR 008457 3.2	07/22/1998	2,461,551	3.25	NA	Non-Callable	1.99	102.28	102.43	5,843	9
				5,713	07/20/2024	-	07/20/2024	1.16	1.52	1.44	5,852	0.15%
13	MBS Float	AFS G2AR 008520 3.1	06/22/1995	2,022,030	3.13	NA	Non-Callable	2.08	102.60	102.57	6,420	(2)
				6,257	10/20/2024	-	10/20/2024	0.32	1.44	1.45	6,418	(0.02%)
14	MBS Float	AFS FH99AR 785725 4.1	11/23/1999	2,000,000	4.15	NA	Non-Callable	2.80	102.25	102.61	6,320	23
				6,181	12/01/2026	-	12/01/2026	0.97	2.38	2.25	6,343	0.36%
15	MBS Float	AFS FN99AR 443193 3.8	12/23/1998	3,500,000	3.84	NA	Non-Callable	2.47	102.58	102.62	15,250	7
				14,866	11/01/2027	-	11/01/2027	1.02	2.22	2.21	15,257	0.05%
16	MBS Float	AFS G2AR 080292 3.8	10/25/1999	4,000,000	3.88	NA	Non-Callable	3.60	101.23	102.03	13,830	109
				13,662	06/20/2029	-	06/20/2029	1.72	2.42	2.18	13,939	0.79%

#	CUSIP Sector	FAS 115 Description	Settle Date	Original Face Current Face	Coupon Maturity	Call Date Call Price	Call Type Effect Mat	WAL Base Eff Dur	Book Price Book Yld (TE)	Mkt Price Mkt Yield	Book Value Mkt Value	Gain/Loss Gain/Loss %
17	MBS Float	AFS FN99AR 505886 4.5	08/25/1999	3,000,000 18,017	4.51 07/01/2029	NA -	Non-Callable 07/01/2029	3.05 0.71	103.70 1.95	103.60 1.99	18,684 18,666	(18) (0.09%)
18	MBS Float	AFS FH99AR 786715 4.5	11/24/1999	1,856,783 25,073	4.50 07/01/2029	NA -	Non-Callable 07/01/2029	3.20 0.83	103.59 1.97	103.53 1.99	25,972 25,959	(14) (0.05%)
19	MBS Float	AFS FN99AR 508455 4.5	07/30/1999	3,560,767 45,483	4.51 08/01/2029	NA -	Non-Callable 08/01/2029	3.07 0.73	103.70 1.96	103.60 1.99	47,166 47,121	(45) (0.09%)
20	MBS Float	AFS FH99AR 786737 4.2	10/25/1999	4,000,000 873	4.25 09/01/2029	NA -	Non-Callable 09/01/2029	3.80 0.99	104.35 2.07	104.50 2.03	911 912	1 0.14%
21	MBS Float	AFS FN99AR 535167 3.7	05/23/2001	5,721,120 28,587	3.78 01/01/2030	NA -	Non-Callable 01/01/2030	3.40 1.21	103.21 2.24	103.18 2.25	29,503 29,496	(7) (0.02%)
22	MBS Float	AFS G2AR 080397 3.8	05/24/2000	4,000,000 12,368	3.88 04/20/2030	NA -	Non-Callable 04/20/2030	3.94 2.01	102.68 2.03	102.99 1.96	12,699 12,737	38 0.30%
23	MBS Float	AFS G2AR 080523 3.2	08/23/2001	1,434,669 26,205	3.25 07/20/2031	NA -	Non-Callable 07/20/2031	4.12 1.61	101.97 2.10	102.63 1.93	26,721 26,894	173 0.65%
24	MBS Float	AFS G2AR 080535 3.2	08/23/2001	3,567,526 41,367	3.25 08/20/2031	NA -	Non-Callable 08/20/2031	4.06 1.62	103.63 1.66	103.91 1.59	42,867 42,984	117 0.27%
25	MBS Float	AFS G2AR 080567 4.0	02/25/2002	5,007,640 73,543	4.00 01/20/2032	NA -	Non-Callable 01/20/2032	4.34 1.78	102.02 2.20	101.86 2.24	75,030 74,913	(117) (0.16%)
26	MBS Float	AFS FN99AR 661690 4.1	09/25/2002	5,000,000 109,011	4.11 09/01/2032	NA -	Non-Callable 09/01/2032	4.19 1.06	106.10 1.64	106.26 1.61	115,663 115,830	167 0.14%
27	MBS Float	AFS FN99AR 731491 4.2	09/30/2003	4,000,000 25,899	4.26 10/01/2033	NA -	Non-Callable 10/01/2033	4.17 1.07	104.72 2.12	104.89 2.08	27,120 27,164	44 0.16%
28	MBS Float	AFS FN99AR 762560 3.5	10/25/2004	3,980,910 31,570	3.52 11/01/2033	NA -	Non-Callable 11/01/2033	4.23 1.00	101.85 2.57	102.81 2.33	32,154 32,456	302 0.94%
29	MBS Float	AFS FN99AR 764565 3.2	11/23/2004	5,000,000 426,355	3.30 06/01/2034	NA -	Non-Callable 06/01/2034	3.80 0.82	104.37 1.48	104.20 1.53	445,004 444,254	(751) (0.17%)
30	MBS Float	AFS FN99AR 786415 4.1	10/24/2007	5,369,079 72,997	4.16 07/01/2034	NA -	Non-Callable 07/01/2034	3.63 0.74	101.67 2.49	101.19 2.64	74,219 73,870	(350) (0.47%)
31	MBS Float	AFS FH99AR 782451 4.0	07/24/2006	6,450,000 29,352	4.05 10/01/2034	NA -	Non-Callable 10/01/2034	3.71 1.06	105.30 1.77	105.61 1.69	30,906 30,998	92 0.30%
32	MBS Float	AFS FN99AR 829601 4.6	10/24/2007	4,927,478 93,380	4.63 08/01/2035	NA -	Non-Callable 08/01/2035	4.14 0.81	106.87 1.57	106.83 1.58	99,791 99,759	(32) (0.03%)
33	MBS Float	AFS FH99AR 1G1117 3.9	11/21/2007	15,000,000 537,167	3.98 09/01/2035	NA -	Non-Callable 09/01/2035	3.03 0.82	103.99 1.73	104.29 1.64	558,598 560,200	1,602 0.29%
34	MBS Float	AFS FH99AR 1H2583 3.9	04/24/2007	4,000,000 48,532	3.92 01/01/2036	NA -	Non-Callable 01/01/2036	3.48 1.08	105.78 1.54	106.00 1.48	51,339 51,444	105 0.20%
35	MBS Float	AFS FN99AR 849274 3.4	08/23/2006	6,575,000 29,698	3.42 01/01/2036	NA -	Non-Callable 01/01/2036	4.62 1.23	101.36 2.48	101.71 2.40	30,102 30,205	104 0.34%

#	CUSIP Sector	FAS 115 Description	Settle Date	Original Face Current Face	Coupon Maturity	Call Date Call Price	Call Type Effect Mat	WAL Base Eff Dur	Book Price Book Yld (TE)	Mkt Price Mkt Yield	Book Value Mkt Value	Gain/Loss Gain/Loss %
36	31408G7J0 MBS Float	AFS FN99AR 851497 3.4	09/21/2006	3,050,000 69,991	3.29 02/01/2036	NA -	Non-Callable 02/01/2036	4.18 1.03	102.58 2.14	102.67 2.12	71,796 71,859	63 0.09%
37	31409UTA3 MBS Float	AFS FN99AR 879045 4.8	11/30/2006	10,395,108 248,065	3.62 03/01/2036	NA -	Non-Callable 03/01/2036	4.27 1.31	103.37 2.32	103.33 2.34	256,433 256,320	(113) (0.04%)
38	31349T6B2 MBS Float	AFS FH99AR 782666 4.9	08/23/2006	5,030,473 172,623	4.94 04/01/2036	NA -	Non-Callable 04/01/2036	3.93 1.42	99.54 3.52	99.53 3.53	171,832 171,819	(13) (0.01%)
39	31410AEP7 MBS Float	AFS FN99AR 883142 4.7	09/21/2006	12,075,102 345,701	4.74 06/01/2036	NA -	Non-Callable 06/01/2036	3.92 0.64	105.21 1.87	104.98 1.93	363,697 362,927	(770) (0.21%)
40	3128JRQQ2 MBS Float	AFS FH99AR 847663 4.1	12/29/2006	10,000,000 114,608	4.17 11/01/2036	NA -	Non-Callable 11/01/2036	5.83 1.45	103.49 2.53	103.89 2.46	118,613 119,063	450 0.38%
41	3128NGF34 MBS Float	AFS FH99AR 1H1386 4.5	06/21/2007	5,000,000 78,135	4.56 03/01/2037	NA -	Non-Callable 03/01/2037	4.07 0.88	104.27 2.13	104.32 2.12	81,474 81,511	38 0.05%
42	3128QJ3C8 MBS Float	AFS FH99AR 1G1695 4.2	05/24/2007	10,000,000 102,195	4.25 04/01/2037	NA -	Non-Callable 04/01/2037	3.74 0.66	103.62 1.68	103.44 1.73	105,892 105,708	(184) (0.17%)
43	31413B3Q2 MBS Float	AFS FN99AR 941007 4.4	08/10/2007	10,000,000 130,587	4.43 07/01/2037	NA -	Non-Callable 07/01/2037	4.82 0.91	103.55 2.29	103.46 2.32	135,220 135,104	(116) (0.09%)
Total: MBS Float				179,915,236	4.04			3.86	103.78	103.83	3,108,375	912
				2,995,236	01/31/2035		01/31/2035	0.98	1.99	1.99	3,109,287	0.03%
44	FLCLASS Other	AFS FLCLASS Money Mark	02/29/2020	5,350,692	1.71	NA	Non-Callable	0.08	100.00	100.00	5,350,692	-
45	QPD FL Other	AFS Synovus Bank Money	02/29/2020	5,350,692	03/31/2020	-	03/31/2020	0.09	1.71	1.71	5,350,692	-
46	QPD City Other	AFS City National Bank	02/29/2020	42,686,694	1.85	NA	Non-Callable	0.08	100.00	100.00	42,686,694	-
47	QPD City Other	AFS SunTrust Premier C	02/29/2020	42,686,694	03/31/2020	-	03/31/2020	0.09	1.85	1.85	42,686,694	-
48	WELLSFARGO Other	AFS Wells Fargo Money	02/29/2020	44,548,413	1.87	NA	Non-Callable	0.08	100.00	100.00	44,548,413	-
49	FLGITF Other	AFS Florida Trust Day	02/29/2020	44,548,413	03/31/2020	-	03/31/2020	0.09	1.87	1.87	44,548,413	-
50	AQP Axiom Bank MM Other	AFS Axiom Bank Money M	02/29/2020	160,535	0.04	NA	Non-Callable	0.08	100.00	100.00	160,535	-
51	QPD Ameris Bank Money Market Other	AFS Ameris Bank Money	02/29/2020	160,535	03/31/2020	-	03/31/2020	0.09	0.04	0.04	160,535	-
52	SBAFLPRIME Other	AFS Florida Prime/SBA	02/29/2020	1,887,904	1.53	NA	Non-Callable	0.08	100.00	100.00	1,887,904	-
53	QPD CITIZ Other	AFS Citizens Bank of F	02/29/2020	1,887,904	03/31/2020	-	03/31/2020	0.09	1.53	1.53	1,887,904	-
				5,192,528	1.68	NA	Non-Callable	0.08	100.00	100.00	5,192,528	-
				5,192,528	03/31/2020	-	03/31/2020	0.09	1.68	1.68	5,192,528	-
				5,046,579	2.13	NA	Non-Callable	0.08	100.00	100.00	5,046,579	-
				5,046,579	03/31/2020	-	03/31/2020	0.09	2.13	2.13	5,046,579	-
				45,864,942	1.88	NA	Non-Callable	0.08	100.00	100.00	45,864,942	-
				45,864,942	03/31/2020	-	03/31/2020	0.09	1.88	1.88	45,864,942	-
				122,302,525	1.76	NA	Non-Callable	0.08	100.00	100.00	122,302,525	-
				122,302,525	03/31/2020	-	03/31/2020	0.09	1.76	1.76	122,302,525	-
				10,479,861	1.76	NA	Non-Callable	0.08	100.00	100.00	10,479,861	-
				10,479,861	03/31/2020	-	03/31/2020	0.09	1.76	1.76	10,479,861	-

#	CUSIP Sector	FAS 115 Description	Settle Date	Original Face Current Face	Coupon Maturity	Call Date Call Price	Call Type Effect Mat	WAL Base Eff Dur	Book Price Book Yld (TE)	Mkt Price Mkt Yield	Book Value Mkt Value	Gain/Loss Gain/Loss %
54	QPD CENT Other	AFS Centennial Bank Mo	02/29/2020	41,930,719	1.85	NA	Non-Callable	0.08	100.00	100.00	41,930,719	-
				41,930,719	03/31/2020	-	03/31/2020	0.09	1.85	1.85	41,930,719	-
55	QPD MM Other	AFS Bank United Money	02/29/2020	5,498,504	1.74	NA	Non-Callable	0.08	100.00	100.00	5,498,504	-
				5,498,504	03/31/2020	-	03/31/2020	0.09	1.74	1.74	5,498,504	-
56	FLE190920 Other	AFS FL PALM LGIP - 4/1	08/14/2019	6,063,278	1.93	NA	Non-Callable	0.13	100.00	100.00	6,063,278	-
				6,063,278	04/15/2020	-	04/15/2020	0.13	1.93	1.93	6,063,278	-
57	FLE190920 Other	AFS FL PALM LGIP - 4/1	08/14/2019	9,094,918	1.93	NA	Non-Callable	0.13	100.00	100.00	9,094,918	-
				9,094,918	04/15/2020	-	04/15/2020	0.13	1.93	1.93	9,094,918	-
58	FLE190920 Other	AFS FL PALM LGIP - 5/1	03/28/2019	10,038,508	1.74	NA	Non-Callable	0.20	100.00	100.00	10,038,508	-
				10,038,508	05/12/2020	-	05/12/2020	0.20	1.74	1.74	10,038,508	-
59	CDCityNat0520 Other	AFS CD - City National	05/31/2019	10,188,356	2.50	NA	Non-Callable	0.25	100.00	100.00	10,188,356	-
				10,188,356	05/31/2020	-	05/31/2020	0.25	2.50	2.50	10,188,356	-
60	FLE190920 Other	AFS FL PALM LGIP - 7/1	10/17/2019	15,314,892	1.80	NA	Non-Callable	0.38	100.00	100.00	15,314,892	-
				15,314,892	07/17/2020	-	07/17/2020	0.38	1.80	1.80	15,314,892	-
61	FLE190920 Other	AFS FL PALM LGIP - 8/7	10/07/2019	5,051,664	1.91	NA	Non-Callable	0.44	100.00	100.00	5,051,664	-
				5,051,664	08/07/2020	-	08/07/2020	0.44	1.91	1.91	5,051,664	-
62	FLE190920 Other	AFS FL PALM LGIP - 8/1	10/07/2019	10,476,371	1.77	NA	Non-Callable	0.44	100.00	100.00	10,476,371	-
				10,476,371	08/10/2020	-	08/10/2020	0.45	1.77	1.77	10,476,371	-
63	CDSynov1120 Other	AFS CD - Synovus Bank	05/31/2019	20,394,156	2.60	NA	Non-Callable	0.75	100.00	100.00	20,394,156	-
				20,394,156	11/30/2020	-	11/30/2020	0.76	2.60	2.60	20,394,156	-
64	CD - Ameris 18 mth Other	AFS CD - Ameris Bank -	06/03/2019	10,127,142	2.52	NA	Non-Callable	0.76	100.00	100.00	10,127,142	-
				10,127,142	12/03/2020	-	12/03/2020	0.76	2.52	2.52	10,127,142	-
65	CDCityNat0520 Other	AFS CD - City National	01/29/2020	20,029,397	1.87	NA	Non-Callable	0.91	100.00	100.00	20,029,397	-
				20,029,397	01/29/2021	-	01/29/2021	0.92	1.87	1.87	20,029,397	-
66	CD - Axiom Bank Other	AFS CD - Axiom Bank -	09/25/2019	20,181,056	2.15	NA	Non-Callable	1.57	100.00	100.00	20,181,056	-
				20,181,056	09/25/2021	-	09/25/2021	1.57	2.15	2.15	20,181,056	-
67	CDCent0522 Other	AFS CD - Centennial Ba	05/31/2019	20,408,798	2.70	NA	Non-Callable	2.25	100.00	100.00	20,408,798	-
				20,408,798	05/31/2022	-	05/31/2022	2.17	2.70	2.70	20,408,798	-
68	CD - Axiom Bank 36 Other	AFS CD - Axiom Bank -	10/23/2019	10,076,108	2.28	NA	Non-Callable	2.65	100.00	100.00	10,076,108	-
				10,076,108	10/23/2022	-	10/23/2022	2.55	2.28	2.28	10,076,108	-
				498,394,540	1.94			0.39	100.00	100.00	498,394,540	-
	Total: Other			498,394,540	07/19/2020		07/19/2020	0.38	1.94	1.94	498,394,540	-
69	912828J84 Treasury	AFS UNITED STATES TREA	09/27/2018	10,000,000	1.38	NA	Non-Callable	0.08	99.77	99.98	9,976,562	21,876
				10,000,000	03/31/2020	-	03/31/2020	0.09	4.13	1.55	9,998,438	0.22%
70	9128284J6 Treasury	AFS UNITED STATES TREA	12/19/2018	10,000,000	2.38	NA	Non-Callable	0.17	100.28	100.14	10,028,125	(14,063)
				10,000,000	04/30/2020	-	04/30/2020	0.17	0.69	1.52	10,014,062	(0.14%)
71	912828X96 Treasury	AFS UNITED STATES TREA	12/19/2018	5,000,000	1.50	NA	Non-Callable	0.21	99.77	100.02	4,988,281	12,500
				5,000,000	05/15/2020	-	05/15/2020	0.21	2.62	1.42	5,000,781	0.25%

CUSIP #	FAS 115 Sector	Description	Settle Date	Original Face Current Face	Coupon Maturity	Call Date Call Price	Call Type Effect Mat	WAL Base Eff Dur	Book Price Book Yld (TE)	Mkt Price Mkt Yield	Book Value Mkt Value	Gain/Loss Gain/Loss %
9128284G2	Treasury	AFS UNITED STATES TREA	12/20/2019	15,000,000	2.38	NA	Non-Callable	1.13	100.95	101.47	15,142,383	77,930
72				15,000,000	04/15/2021	-	04/15/2021	1.12	1.52	1.06	15,220,313	0.51%
9128284T4	Treasury	AFS UNITED STATES TREA	12/20/2019	10,000,000	2.63	NA	Non-Callable	1.29	100.44	102.05	10,044,141	160,547
73				10,000,000	06/15/2021	-	06/15/2021	1.29	2.28	1.03	10,204,688	1.60%
912828Y20	Treasury	AFS UNITED STATES TREA	12/23/2019	10,000,000	2.63	NA	Non-Callable	1.38	101.49	102.20	10,149,219	71,093
74				10,000,000	07/15/2021	-	07/15/2021	1.37	1.52	1.01	10,220,312	0.70%
912828D72	Treasury	AFS UNITED STATES TREA	12/23/2019	10,000,000	2.00	NA	Non-Callable	1.50	100.57	101.52	10,057,031	94,531
75				10,000,000	08/31/2021	-	08/31/2021	1.51	1.61	0.98	10,151,562	0.94%
912810EP9	Treasury	AFS UNITED STATES TREA	09/10/1993	3,000,000	7.13	NA	Non-Callable	2.96	118.06	118.14	3,541,875	2,344
76				3,000,000	02/15/2023	-	02/15/2023	2.73	0.93	0.90	3,544,219	0.07%
Total: Treasury				73,000,000	2.43			0.99	101.27	101.97	73,927,616	426,758
				73,000,000	02/24/2021		02/24/2021	0.98	1.92	1.18	74,354,374	0.58%
				781,034,095	2.02			0.48	100.18	100.25	585,541,289	407,179
Total				584,463,140	09/12/2020		09/12/2020	0.46	1.91	1.84	585,948,468	0.07%

This presentation is for informational purposes only and is being furnished on a confidential basis. By accepting this information, the recipient agrees that it will use the information only to evaluate its potential interest in the strategies described herein and for no other purpose and will not divulge any such information to any other party.

This presentation does not constitute a commitment to lend money, underwrite any proposed transaction, purchase securities or other assets, provide financing, arrange financing, or provide any other services. SunTrust Robinson Humphrey, Inc. and its representatives and affiliates make no representation and have given you no advice concerning the appropriate regulatory treatment, accounting treatment, or possible tax consequences of the proposed transactions described herein. Prior to entering into any proposed transaction, you should determine, without reliance upon SunTrust Robinson Humphrey, Inc. or its representatives or affiliates, the economic risks and merits, as well as the legal, tax, and accounting characteristics and consequences, of the transaction, and that you are able to assume these risks. These materials should not be relied upon for the maintenance of your books and records or for any tax, accounting, legal or other purposes.

All materials, including proposed terms and conditions, are indicative and for discussion purposes only. Finalized terms and conditions are subject to further discussion and negotiation and will be evidenced by a formal written agreement. Except as required by applicable law, we make no representation or warranty, express or implied, to you or to any person as to the content of the information contained herein. Opinions expressed herein are current opinions only as of the date indicated. Any historical price(s) or value(s) are also only as of the date indicated. We are under no obligation to update opinions or other information.

In connection with Treasury Regulation Section 1.6011-4, it is our mutual intent that the tax structure and tax treatment of the transactions contemplated by this presentation are not confidential and that notwithstanding anything herein to the contrary that each of us (and our employees, representatives and agents) may disclose to any and all persons, without limitation of any kind, the tax structure and tax treatment of the transactions contemplated herein.

SunTrust Robinson Humphrey, Inc. (“STRH”) is not recommending an action to you as a municipal entity or obligated person. STRH is not acting as an advisor to you and does not owe a fiduciary duty pursuant to Section 15B of the Exchange Act to you with respect to the information and material contained in this communication. STRH is acting for its own interests. You should discuss any information and material contained in this communication with any and all internal or external advisors and experts that you deem appropriate before acting on this information or material. This information provided “as-is” and “where-is”, and STRH makes no representation or warranty of any kind, express or implied, with respect to the selection, design, functionality, or operation of the information in this file, and makes no implied warranty of merchantability or fitness for a particular purpose, and specifically disclaims any implied warranty with respect thereto.

The information in this presentation is necessarily based upon information provided by you, and market, economic, and other conditions and assumptions. STRH assumes no obligation, and does not intend to, update the file to reflect any changes in such information, conditions or assumptions.

The information in this presentation is illustrative and is not intended to predict actual results, which may differ substantially from those reflected in this presentation. This presentation is based on mathematical models that use inputs and assumptions to calculate results. You should understand the assumptions and evaluate whether they are appropriate for your purposes. As with all models, results may vary significantly depending upon the value of the model’s inputs and assumptions, which may or may not be stated. Any interest rates or transactional terms used herein are hypothetical and take into consideration conditions in today’s market and other factual information. This presentation is for informational purposes only and is being furnished on a confidential basis.

This presentation does not constitute a commitment to lend money, underwrite any proposed transaction, purchase securities or other assets, provide financing, arrange financing, or provide any other services. SunTrust and its representatives and affiliates make no representation and have given you no advice concerning the appropriate regulatory treatment, accounting treatment, or possible tax consequences of the proposed transactions described herein. Prior to entering into any proposed transaction, you should determine, without reliance upon SunTrust or its representatives or affiliates, the economic risks and merits, as well as the legal, tax, and accounting characteristics and consequences, of the transaction, and that you are able to assume these risks. These materials should not be relied upon for the maintenance of your books and records or for any tax, accounting, legal or other purposes.

Any historical price(s) or value(s) are also only as of the date indicated. We are under no obligation to update opinions or other information.

Nothing in this document constitutes a “Research Report” within the meaning of CFTC Regulation 23.605(a)(9). If this document references a Swap, this document constitutes a solicitation within the meaning of CFTC Regulation 23.605(a)(9)(v) to potentially enter into a derivatives transaction upon satisfaction of all applicable legal requirements.

SunTrust Robinson Humphrey is the trade name for the corporate and investment banking services of SunTrust Banks, Inc. and its subsidiaries, including SunTrust Robinson Humphrey, Inc., member, FINRA and SIPC. Debt and equity underwriting, trading, research and sales, loan syndications, municipal securities trading and sales, and mergers and acquisitions advisory services are offered by SunTrust Robinson Humphrey, Inc. Cash management, loans and loan related products, foreign exchange, risk management products and services and agency services are offered by SunTrust Bank.