

Seminole County Board of
County Commissioners
Sanford, FL

Portfolio Performance Review
March 31, 2022



Truist Securities

Grier Campbell
Director
Fixed Income Sales

404-926-5549
Grier.Campbell@truist.com

Jon Cantrell - CFA
Director
Head of Fixed Income Strategies
and Analytics

901-842-3704
Jon.Cantrell@truist.com

Strictly Private and Confidential

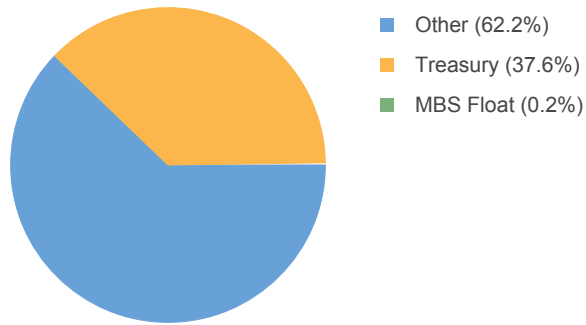
Section I Portfolio Overview..... 3

Section II Security Inventory Report..... 4

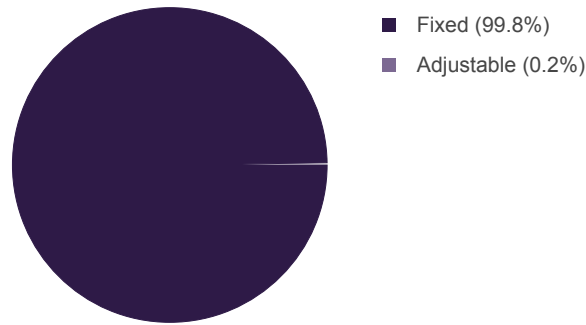
Disclaimer..... 9

Steven Jones
Vice President
Fixed Income Strategies

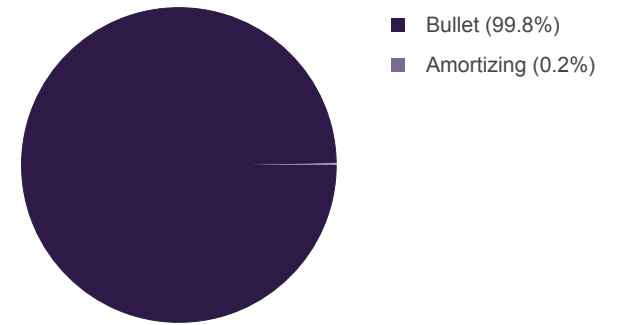
Sector Allocation



Coupon Type



Principal Type



Sector	Par Value	Book Value	Market Value	Gain (Loss)	AFS %	Book Yld (TE)	Average Life	Effective Duration	Effective Convexity	Price Vol. +300 Bps	Market Yld (TE)	3Mo CPR	
												Book Yld (TE)	Average Life
MBS Float	1,544,664	1,603,059	1,570,279	(32,780)	100%	2.44	4.40	1.40	(0.48)	(5.35)	2.97	1.78	5.75
Treasury	263,000,000	263,168,008	260,011,717	(3,156,291)	100%	0.28	1.01	1.01	0.02	(2.96)	1.61	0.28	1.01
Other	435,282,397	435,282,397	435,282,397	-	100%	0.56	0.34	0.35	0.00	(1.02)	0.56	0.56	0.34
Totals/Averages	699,827,061	700,053,464	696,864,393	(3,189,071)	100%	0.46	0.60	0.60	0.01	(1.76)	0.96	0.46	0.60

#	CUSIP Sector	FAS 115 Description	Settle Date	Original Face Current Face	Coupon Maturity	Call Date Call Price	Call Type Effect Mat	WAL Base Eff Dur	Book Price Book Yld (TE)	Mkt Price Mkt Yield	Book Value Mkt Value	Gain/Loss Gain/Loss %
1	36202K7D1 MBS Float	AFS G2AR 008992 1.8	06/22/1995	4,000,000 56	1.88 06/20/2022	NA -	Non-Callable 06/20/2022	0.14 0.08	99.93 1.66	100.00 1.12	56 56	- 0.07%
2	36202J6M5 MBS Float	AFS G2AR 008076 1.7	08/24/1995	1,530,000 427	1.75 11/20/2022	NA -	Non-Callable 11/20/2022	0.30 0.25	101.33 (2.98)	100.23 0.64	433 428	(5) (1.08%)
3	36202KME2 MBS Float	AFS G2AR 008457 1.6	07/22/1998	2,461,551 2,163	1.63 07/20/2024	NA -	Non-Callable 07/20/2024	1.08 0.98	101.92 0.54	100.71 1.66	2,204 2,178	(26) (1.19%)
4	36202KPD1 MBS Float	AFS G2AR 008520 1.7	06/22/1995	2,022,030 2,835	1.75 10/20/2024	NA -	Non-Callable 10/20/2024	1.20 1.04	102.26 0.12	99.77 2.20	2,899 2,828	(70) (2.43%)
5	31348SLE2 MBS Float	AFS FH99AR 785725 2.2	11/23/1999	2,000,000 3,816	2.28 12/01/2026	NA -	Non-Callable 12/01/2026	1.98 1.20	100.53 2.95	99.75 3.36	3,836 3,806	(30) (0.78%)
6	31380LKE7 MBS Float	AFS FN99AR 443193 2.3	12/23/1998	3,500,000 9,898	2.34 11/01/2027	NA -	Non-Callable 11/01/2027	1.61 1.14	100.37 2.94	99.46 3.52	9,934 9,845	(90) (0.90%)
7	36225CKE5 MBS Float	AFS G2AR 080292 1.8	10/25/1999	4,000,000 6,066	1.88 06/20/2029	NA -	Non-Callable 06/20/2029	2.93 1.93	102.48 1.92	101.73 2.18	6,217 6,171	(46) (0.74%)
8	31295KN83 MBS Float	AFS FH99AR 786715 2.1	11/24/1999	1,856,783 19,985	2.13 07/01/2029	NA -	Non-Callable 07/01/2029	2.59 1.06	100.46 3.27	100.10 3.42	20,076 20,004	(71) (0.36%)
9	31383K6X0 MBS Float	AFS FN99AR 505886 2.1	08/25/1999	3,000,000 14,510	2.14 07/01/2029	NA -	Non-Callable 07/01/2029	2.48 0.97	100.45 3.35	100.18 3.46	14,576 14,537	(39) (0.27%)
10	31295KPW8 MBS Float	AFS FH99AR 786737 2.2	10/25/1999	4,000,000 382	2.25 09/01/2029	NA -	Non-Callable 09/01/2029	2.82 1.33	100.53 3.30	99.93 3.53	384 382	(2) (0.59%)
11	31384VQU9 MBS Float	AFS FN99AR 535167 2.2	05/23/2001	5,721,120 11,483	2.28 01/01/2030	NA -	Non-Callable 01/01/2030	2.67 1.44	103.48 1.98	99.27 3.63	11,883 11,399	(483) (4.07%)
12	36225CNP7 MBS Float	AFS G2AR 080397 2.0	05/24/2000	4,000,000 6,470	2.00 04/20/2030	NA -	Non-Callable 04/20/2030	3.44 2.15	104.53 1.52	100.95 2.60	6,763 6,532	(232) (3.43%)
13	36225CSM9 MBS Float	AFS G2AR 080523 1.6	08/23/2001	1,434,669 13,445	1.63 07/20/2031	NA -	Non-Callable 07/20/2031	3.62 2.27	103.05 1.96	101.94 2.28	13,855 13,705	(150) (1.08%)
14	36225CSZ0 MBS Float	AFS G2AR 080535 1.6	08/23/2001	3,567,526 22,925	1.63 08/20/2031	NA -	Non-Callable 08/20/2031	3.63 2.28	104.41 1.58	101.38 2.44	23,935 23,240	(695) (2.90%)
15	36225CTZ9 MBS Float	AFS G2AR 080567 2.0	02/25/2002	5,007,640 42,470	2.00 01/20/2032	NA -	Non-Callable 01/20/2032	3.80 2.02	102.53 2.27	101.88 2.45	43,543 43,270	(273) (0.63%)
16	31391BC39 MBS Float	AFS FN99AR 661690 2.1	09/25/2002	5,000,000 58,383	2.18 09/01/2032	NA -	Non-Callable 09/01/2032	3.75 1.51	106.72 1.64	103.54 2.50	62,307 60,448	(1,859) (2.98%)
17	31402KUQ5 MBS Float	AFS FN99AR 731491 2.3	09/30/2003	4,000,000 22,680	2.39 10/01/2033	NA -	Non-Callable 10/01/2033	3.40 1.30	100.80 3.41	100.30 3.57	22,862 22,747	(115) (0.50%)
18	31404CMN7 MBS Float	AFS FN99AR 764565 1.4	11/23/2004	5,000,000 203,134	1.46 06/01/2034	NA -	Non-Callable 06/01/2034	3.63 1.33	104.11 1.48	101.92 2.10	211,483 207,036	(4,447) (2.10%)
19	31349TWL1 MBS Float	AFS FH99AR 782451 2.3	07/24/2006	6,450,000 17,320	2.38 10/01/2034	NA -	Non-Callable 10/01/2034	4.03 1.25	106.43 1.88	105.37 2.15	18,433 18,250	(183) (1.00%)
20	3128QJG26 MBS Float	AFS FH99AR 1G1117 1.9	11/21/2007	15,000,000 383,911	1.98 09/01/2035	NA -	Non-Callable 09/01/2035	4.59 1.34	104.74 2.43	100.95 3.32	402,125 387,568	(14,557) (3.62%)

#	CUSIP Sector	FAS 115 Description	Settle Date	Original Face Current Face	Coupon Maturity	Call Date Call Price	Call Type Effect Mat	WAL Base Eff Dur	Book Price Book Yld (TE)	Mkt Price Mkt Yield	Book Value Mkt Value	Gain/Loss Gain/Loss %
21	3128QLRC7 MBS Float	AFS FH99AR 1H2583 2.3	04/24/2007	4,000,000 25,858	2.37 01/01/2036	NA -	Non-Callable 01/01/2036	4.54 1.25	107.10 1.88	105.73 2.19	27,694 27,340	(353) (1.28%)
22	31408EQ39 MBS Float	AFS FN99AR 849274 1.6	08/23/2006	6,575,000 26,025	1.63 01/01/2036	NA -	Non-Callable 01/01/2036	4.64 1.68	102.21 2.61	99.54 3.25	26,599 25,906	(693) (2.60%)
23	31408G7J0 MBS Float	AFS FN99AR 851497 1.6	09/21/2006	3,050,000 40,200	1.66 02/01/2036	NA -	Non-Callable 02/01/2036	4.41 1.31	102.70 2.09	102.33 2.18	41,284 41,139	(146) (0.35%)
24	31409UTA3 MBS Float	AFS FN99AR 879045 2.3	11/30/2006	10,395,108 91,045	2.37 03/01/2036	NA -	Non-Callable 03/01/2036	4.95 1.74	104.14 2.58	103.01 2.82	94,818 93,790	(1,027) (1.08%)
25	31349T6B2 MBS Float	AFS FH99AR 782666 2.4	08/23/2006	5,030,473 137,991	2.44 04/01/2036	NA -	Non-Callable 04/01/2036	4.54 1.51	100.01 3.76	99.48 3.89	138,010 137,269	(741) (0.54%)
26	31410AEP7 MBS Float	AFS FN99AR 883142 2.2	09/21/2006	12,075,102 80,295	2.21 06/01/2036	NA -	Non-Callable 06/01/2036	4.84 0.62	105.34 2.72	100.04 3.94	84,585 80,330	(4,255) (5.03%)
27	3128JRQQ2 MBS Float	AFS FH99AR 847663 2.2	12/29/2006	10,000,000 99,149	2.28 11/01/2036	NA -	Non-Callable 11/01/2036	5.53 1.90	105.14 2.53	104.16 2.72	104,248 103,270	(978) (0.94%)
28	3128NGF34 MBS Float	AFS FH99AR 1H1386 2.4	06/21/2007	5,000,000 52,662	2.42 03/01/2037	NA -	Non-Callable 03/01/2037	5.02 1.42	105.17 2.51	104.17 2.72	55,387 54,856	(531) (0.96%)
29	3128QJ3C8 MBS Float	AFS FH99AR 1G1695 1.6	05/24/2007	10,000,000 92,816	1.63 04/01/2037	NA -	Non-Callable 04/01/2037	4.83 1.28	103.74 2.39	103.11 2.53	96,287 95,700	(587) (0.61%)
30	31413B3Q2 MBS Float	AFS FN99AR 941007 1.9	08/10/2007	10,000,000 56,264	1.96 07/01/2037	NA -	Non-Callable 07/01/2037	5.24 0.66	100.14 3.68	99.97 3.72	56,345 56,250	(95) (0.17%)
Total: MBS Float				159,677,002	2.01	04/02/2035	04/02/2035	4.40	103.78	101.68	1,603,059	(32,780)
31	FL PALM 040522 Other	AFS FL PALM 04/05/22	04/07/2021	20,027,540 20,027,540	0.14 04/05/2022	NA -	Non-Callable 04/05/2022	0.01 0.01	100.00 0.14	100.00 0.14	20,027,540 20,027,540	-
32	FLCLASS Other	AFS FLCLASS Money Mark	03/31/2022	5,381,919 5,381,919	0.27 04/30/2022	NA -	Non-Callable 04/30/2022	0.08 0.08	100.00 0.27	100.00 0.27	5,381,919 5,381,919	-
33	FLGIFT Other	AFS Florida Trust Day	03/31/2022	5,215,667 5,215,667	0.25 04/30/2022	NA -	Non-Callable 04/30/2022	0.08 0.08	100.00 0.25	100.00 0.25	5,215,667 5,215,667	-
34	SBAFLPRIME Other	AFS Florida Prime/SBA	03/31/2022	99,955,420 99,955,420	0.29 04/30/2022	NA -	Non-Callable 04/30/2022	0.08 0.08	100.00 0.29	100.00 0.29	99,955,420 99,955,420	-
35	QPD City Other	AFS City National Bank	03/31/2022	54,907,450 54,907,450	0.50 04/30/2022	NA -	Non-Callable 04/30/2022	0.08 0.08	100.00 0.50	100.00 0.50	54,907,450 54,907,450	-
36	SunTrust Other	AFS SunTrust Premier C	03/31/2022	10,951,468 10,951,468	0.20 04/30/2022	NA -	Non-Callable 04/30/2022	0.08 0.08	100.00 0.20	100.00 0.20	10,951,468 10,951,468	-
37	FL SAFE Other	AFS FL SAFE - Money M	03/31/2022	2,006,795 2,006,795	0.16 04/30/2022	NA -	Non-Callable 04/30/2022	0.08 0.08	100.00 0.16	100.00 0.16	2,006,795 2,006,795	-
38	QPD CENT Other	AFS Centennial Bank Mo	03/31/2022	10,440 10,440	0.20 04/30/2022	NA -	Non-Callable 04/30/2022	0.08 0.08	100.00 0.20	100.00 0.20	10,440 10,440	-
39	QPD Ameris Bank Money Market Other	AFS Ameris Bank Money	03/31/2022	11,020 11,020	0.35 04/30/2022	NA -	Non-Callable 04/30/2022	0.08 0.08	100.00 0.35	100.00 0.35	11,020 11,020	-

#	CUSIP Sector	FAS 115 Description	Settle Date	Original Face Current Face	Coupon Maturity	Call Date Call Price	Call Type Effect Mat	WAL Base Eff Dur	Book Price Book Yld (TE)	Mkt Price Mkt Yield	Book Value Mkt Value	Gain/Loss Gain/Loss %
40	QPD FL Other	AFS Synovus Bank Money	03/31/2022	7,819 7,819	0.12 04/30/2022	NA -	Non-Callable 04/30/2022	0.08 0.08	100.00 0.12	100.00 0.12	7,819 7,819	- -
41	QPD MM Other	AFS Bank United Money	03/31/2022	8,808 8,808	0.17 04/30/2022	NA -	Non-Callable 04/30/2022	0.08 0.08	100.00 0.17	100.00 0.17	8,808 8,808	- -
42	FLE190920 Other	AFS FL PALM (SunRail)	03/31/2022	732,089 732,089	0.05 04/30/2022	NA -	Non-Callable 04/30/2022	0.08 0.08	100.00 0.05	100.00 0.05	732,089 732,089	- -
43	WELLSFARGO Other	AFS Allspring (formerl)	03/31/2022	1,891,290 1,891,290	0.05 04/30/2022	NA -	Non-Callable 04/30/2022	0.08 0.08	100.00 0.05	100.00 0.05	1,891,290 1,891,290	- -
44	FL PALM 051722 Other	AFS FL PALM 05/17/22	08/23/2021	10,006,055 10,006,055	0.10 05/17/2022	NA -	Non-Callable 05/17/2022	0.13 0.13	100.00 0.10	100.00 0.10	10,006,055 10,006,055	- -
45	CD - Bank United Other	AFS CD - Bank United -	05/20/2021	20,025,910 20,025,910	0.15 05/20/2022	NA -	Non-Callable 05/20/2022	0.14 0.14	100.00 0.15	100.00 0.15	20,025,910 20,025,910	- -
46	CDCent0522 Other	AFS CD - Centennial Ba	05/31/2019	21,583,142 21,583,142	2.70 05/31/2022	NA -	Non-Callable 05/31/2022	0.17 0.17	100.00 2.70	100.00 2.70	21,583,142 21,583,142	- -
47	FL PALM 060122 Other	AFS FL PALM 060122	07/27/2021	10,009,512 10,009,512	0.14 06/01/2022	NA -	Non-Callable 06/01/2022	0.17 0.17	100.00 0.14	100.00 0.14	10,009,512 10,009,512	- -
48	CD - Ameris 18 mth Other	AFS CD - Ameris Bank -	12/03/2020	10,412,295 10,412,295	0.25 06/03/2022	NA -	Non-Callable 06/03/2022	0.18 0.18	100.00 0.25	100.00 0.25	10,412,295 10,412,295	- -
49	FL PALM 070122 Other	AFS FL PALM 07/01/22	01/04/2022	7,504,290 7,504,290	0.24 07/01/2022	NA -	Non-Callable 07/01/2022	0.25 0.25	100.00 0.24	100.00 0.24	7,504,290 7,504,290	- -
50	FL PALM 090622 Other	AFS FL PALM 09/06/22	12/10/2021	10,010,433 10,010,433	0.34 09/06/2022	NA -	Non-Callable 09/06/2022	0.43 0.44	100.00 0.34	100.00 0.34	10,010,433 10,010,433	- -
51	FL PALM 093022 Other	AFS FL PALM 09/30/22	01/04/2022	10,007,627 10,007,627	0.32 09/30/2022	NA -	Non-Callable 09/30/2022	0.50 0.51	100.00 0.32	100.00 0.32	10,007,627 10,007,627	- -
52	CD - Axiom Bank 36 Other	AFS CD - Axiom Bank -	10/23/2019	10,558,733 10,558,733	2.25 10/23/2022	NA -	Non-Callable 10/23/2022	0.56 0.57	100.00 2.25	100.00 2.25	10,558,733 10,558,733	- -
53	FL PALM 111022 Other	AFS FL PALM 11/10/2022	11/10/2021	10,019,970 10,019,970	0.27 11/10/2022	NA -	Non-Callable 11/10/2022	0.61 0.62	100.00 0.27	100.00 0.27	10,019,970 10,019,970	- -
54	FL PALM 12/1/22 Other	AFS FL PALM 12/1/22	03/11/2022	18,013,774 18,013,774	1.33 12/01/2022	NA -	Non-Callable 12/01/2022	0.67 0.67	100.00 1.33	100.00 1.33	18,013,774 18,013,774	- -
55	FL PLAM 12/1/22 Other	AFS FL PALM 12/1/22	12/01/2021	20,019,890 20,019,890	0.30 12/01/2022	NA -	Non-Callable 12/01/2022	0.67 0.68	100.00 0.30	100.00 0.30	20,019,890 20,019,890	- -
56	FL PALM 12/6/22 Other	AFS FL PALM 12/6/22	12/07/2021	15,017,486 15,017,486	0.37 12/06/2022	NA -	Non-Callable 12/06/2022	0.68 0.69	100.00 0.37	100.00 0.37	15,017,486 15,017,486	- -
57	FL PALM 010623 Other	AFS FL PALM 01/06/23	01/13/2022	20,025,644 20,025,644	0.60 01/06/2023	NA -	Non-Callable 01/06/2023	0.77 0.78	100.00 0.60	100.00 0.60	20,025,644 20,025,644	- -
58	FL PALM 020623 Other	AFS FL PALM 2/6/23	02/10/2022	20,028,219 20,028,219	1.03 02/06/2023	NA -	Non-Callable 02/06/2023	0.85 0.86	100.00 1.03	100.00 1.03	20,028,219 20,028,219	- -
59	CD - Axiom Bank Other	AFS CD - Axiom Bank -	09/25/2019	20,931,692 20,931,692	0.50 09/25/2023	NA -	Non-Callable 09/25/2023	1.49 1.49	100.00 0.50	100.00 0.50	20,931,692 20,931,692	- -

CUSIP #	FAS 115 Sector	Description	Settle Date	Original Face Current Face	Coupon Maturity	Call Date Call Price	Call Type Effect Mat	WAL Base Eff Dur	Book Price Book Yld (TE)	Mkt Price Mkt Yield	Book Value Mkt Value	Gain/Loss Gain/Loss %
Total: Other				435,282,397	0.56			0.34	100.00	100.00	435,282,397	-
				435,282,397	08/03/2022		08/03/2022	0.35	0.56	0.56	435,282,397	-
60	Treasury	912828XD7 AFS UNITED STATES TREA	06/29/2021	15,000,000	1.88	NA	Non-Callable	0.17	101.19	100.23	15,178,125	(142,968)
				15,000,000	05/31/2022	-	05/31/2022	0.17	(5.12)	0.47	15,035,157	(0.94%)
61	Treasury	912828XQ8 AFS UNITED STATES TREA	01/28/2022	20,000,000	2.00	NA	Non-Callable	0.33	100.81	100.41	20,161,719	(80,469)
				20,000,000	07/31/2022	-	07/31/2022	0.34	(0.39)	0.79	20,081,250	(0.40%)
62	Treasury	9128282S8 AFS UNITED STATES TREA	01/28/2022	20,000,000	1.63	NA	Non-Callable	0.42	100.67	100.27	20,133,594	(80,470)
				20,000,000	08/31/2022	-	08/31/2022	0.42	0.02	0.98	20,053,124	(0.40%)
63	Treasury	912828M49 AFS UNITED STATES TREA	02/24/2022	10,000,000	1.88	NA	Non-Callable	0.58	100.70	100.38	10,069,922	(32,422)
				10,000,000	10/31/2022	-	10/31/2022	0.59	0.67	1.23	10,037,500	(0.32%)
64	Treasury	912828M80 AFS UNITED STATES TREA	02/24/2022	15,000,000	2.00	NA	Non-Callable	0.67	100.79	100.44	15,118,945	(53,320)
				15,000,000	11/30/2022	-	11/30/2022	0.67	0.81	1.34	15,065,625	(0.35%)
65	Treasury	912828P38 AFS UNITED STATES TREA	02/24/2022	10,000,000	1.75	NA	Non-Callable	0.83	100.62	100.16	10,062,109	(46,484)
				10,000,000	01/31/2023	-	01/31/2023	0.84	1.00	1.56	10,015,625	(0.46%)
66	Treasury	912810EP9 AFS UNITED STATES TREA	09/10/1993	3,000,000	7.13	NA	Non-Callable	0.88	109.42	104.69	3,282,656	(142,031)
				3,000,000	02/15/2023	-	02/15/2023	0.87	(3.35)	1.72	3,140,625	(4.33%)
67	Treasury	91282CBN0 AFS UNITED STATES TREA	12/21/2021	10,000,000	0.13	NA	Non-Callable	0.92	99.70	98.64	9,969,922	(105,860)
				10,000,000	02/28/2023	-	02/28/2023	0.92	0.45	1.63	9,864,062	(1.06%)
68	Treasury	91282CBN0 AFS UNITED STATES TREA	08/03/2021	15,000,000	0.13	NA	Non-Callable	0.92	99.92	98.64	14,988,282	(192,189)
				15,000,000	02/28/2023	-	02/28/2023	0.92	0.21	1.63	14,796,093	(1.28%)
69	Treasury	91282CBU4 AFS UNITED STATES TREA	03/24/2022	20,000,000	0.13	NA	Non-Callable	1.00	98.56	98.44	19,711,719	(24,219)
				20,000,000	03/31/2023	-	03/31/2023	1.01	1.58	1.71	19,687,500	(0.12%)
70	Treasury	91282CBX8 AFS UNITED STATES TREA	12/21/2021	10,000,000	0.13	NA	Non-Callable	1.08	99.55	98.22	9,955,469	(133,594)
				10,000,000	04/30/2023	-	04/30/2023	1.09	0.54	1.79	9,821,875	(1.34%)
71	Treasury	9128284S6 AFS UNITED STATES TREA	03/24/2022	20,000,000	2.75	NA	Non-Callable	1.17	101.21	100.98	20,241,406	(44,530)
				20,000,000	05/31/2023	-	05/31/2023	1.16	1.70	1.89	20,196,876	(0.22%)
72	Treasury	91282CCK5 AFS UNITED STATES TREA	06/30/2021	20,000,000	0.13	NA	Non-Callable	1.25	99.83	97.78	19,965,624	(409,374)
				20,000,000	06/30/2023	-	06/30/2023	1.26	0.26	1.93	19,556,250	(2.05%)

CUSIP #	FAS 115 Sector	Description	Settle Date	Original Face Current Face	Coupon Maturity	Call Date Call Price	Call Type Effect Mat	WAL Base Eff Dur	Book Price Book Yld (TE)	Mkt Price Mkt Yield	Book Value Mkt Value	Gain/Loss Gain/Loss %
91282CCN9	Treasury	AFS UNITED STATES TREA	12/21/2021	15,000,000	0.13 07/31/2023	NA -	Non-Callable 07/31/2023	1.33 1.34	99.32 0.63	97.52 2.02	14,898,633 14,627,343	(271,290) (1.82%)
91282CCN9	Treasury	AFS UNITED STATES TREA	01/28/2022	10,000,000	0.13 07/31/2023	NA -	Non-Callable 07/31/2023	1.33 1.34	98.70 1.11	97.52 2.02	9,869,922 9,751,562	(118,360) (1.20%)
91282CCU3	Treasury	AFS UNITED STATES TREA	12/21/2021	15,000,000	0.13 08/31/2023	NA -	Non-Callable 08/31/2023	1.42 1.43	99.24 0.66	97.31 2.06	14,886,328 14,596,875	(289,453) (1.94%)
91282CCU3	Treasury	AFS UNITED STATES TREA	01/28/2022	15,000,000	0.13 08/31/2023	NA -	Non-Callable 08/31/2023	1.42 1.43	98.57 1.14	97.31 2.06	14,786,133 14,596,875	(189,258) (1.28%)
91282CCG4	Treasury	AFS UNITED STATES TREA	06/28/2021	20,000,000	0.25 06/15/2024	NA -	Non-Callable 06/15/2024	2.21 2.18	99.44 0.51	95.44 2.38	19,887,500 19,087,500	(800,000) (4.02%)
Total: Treasury				263,000,000	1.02			1.01	100.06	98.89	263,168,008	(3,156,291)
				263,000,000	04/02/2023		04/02/2023	1.01	0.28	1.61	260,011,717	(1.20%)
				857,959,399	0.74			0.60	100.03	99.58	700,053,464	(3,189,071)
Total				699,827,061	11/11/2022		11/11/2022	0.60	0.46	0.96	696,864,393	(0.46%)

This presentation is for informational purposes only and is being furnished on a confidential basis. By accepting this information, the recipient agrees that it will use the information only to evaluate its potential interest in the strategies described herein and for no other purpose and will not divulge any such information to any other party.

This presentation does not constitute a commitment to lend money, underwrite any proposed transaction, purchase securities or other assets, provide financing, arrange financing, or provide any other services. Truist Securities, Inc. and its representatives and affiliates make no representation and have given you no advice concerning the appropriate regulatory treatment, accounting treatment, or possible tax consequences of the proposed transactions described herein. Prior to entering into any proposed transaction, you should determine, without reliance upon Truist Securities, Inc. or its representatives or affiliates, the economic risks and merits, as well as the legal, tax, and accounting characteristics and consequences, of the transaction, and that you are able to assume these risks. These materials should not be relied upon for the maintenance of your books and records or for any tax, accounting, legal or other purposes.

All materials, including proposed terms and conditions, are indicative and for discussion purposes only. Finalized terms and conditions are subject to further discussion and negotiation and will be evidenced by a formal written agreement. Except as required by applicable law, we make no representation or warranty, express or implied, to you or to any person as to the content of the information contained herein. Opinions expressed herein are current opinions only as of the date indicated. Any historical price(s) or value(s) are also only as of the date indicated. We are under no obligation to update opinions or other information.

In connection with Treasury Regulation Section 1.6011-4, it is our mutual intent that the tax structure and tax treatment of the transactions contemplated by this presentation are not confidential and that notwithstanding anything herein to the contrary that each of us (and our employees, representatives and agents) may disclose to any and all persons, without limitation of any kind, the tax structure and tax treatment of the transactions contemplated herein.

Truist Securities, Inc. (“Truist Securities”) is not recommending an action to you as a municipal entity or obligated person. Truist Securities is not acting as an advisor to you and does not owe a fiduciary duty pursuant to Section 15B of the Exchange Act to you with respect to the information and material contained in this communication. Truist Securities is acting for its own interests. You should discuss any information and material contained in this communication with any and all internal or external advisors and experts that you deem appropriate before acting on this information or material. This information provided “as-is” and “where-is”, and Truist Securities makes no representation or warranty of any kind, express or implied, with respect to the selection, design, functionality, or operation of the information in this file, and makes no implied warranty of merchantability or fitness for a particular purpose, and specifically disclaims any implied warranty with respect thereto.

The information in this presentation is necessarily based upon information provided by you, and market, economic, and other conditions and assumptions.

Truist Securities assumes no obligation, and does not intend to, update the file to reflect any changes in such information, conditions or assumptions. The information in this presentation is illustrative and is not intended to predict actual results, which may differ substantially from those reflected in this presentation. This presentation is based on mathematical models that use inputs and assumptions to calculate results. You should understand the assumptions and evaluate whether they are appropriate for your purposes. As with all models, results may vary significantly depending upon the value of the model’s inputs and assumptions, which may or may not be stated. Any interest rates or transactional terms used herein are hypothetical and take into consideration conditions in today’s market and other factual information. This presentation is for informational purposes only and is being furnished on a confidential basis.

This presentation does not constitute a commitment to lend money, underwrite any proposed transaction, purchase securities or other assets, provide financing, arrange financing, or provide any other services. Truist Securities and its representatives and affiliates make no representation and have given you no advice concerning the appropriate regulatory treatment, accounting treatment, or possible tax consequences of the proposed transactions described herein. Prior to entering into any proposed transaction, you should determine, without reliance upon Truist Securities or its representatives or affiliates, the economic risks and merits, as well as the legal, tax, and accounting characteristics and consequences, of the transaction, and that you are able to assume these risks. These materials should not be relied upon for the maintenance of your books and records or for any tax, accounting, legal or other purposes.

Any historical price(s) or value(s) are also only as of the date indicated. We are under no obligation to update opinions or other information.

Nothing in this document constitutes a “Research Report” within the meaning of CFTC Regulation 23.605(a)(9). If this document references a Swap, this document constitutes a solicitation within the meaning of CFTC Regulation 23.605(a)(9)(v) to potentially enter into a derivatives transaction upon satisfaction of all applicable legal requirements.

Truist Securities is the trade name for the corporate and investment banking services of Truist Financial Corporation and its subsidiaries, including Truist Securities, Inc., member, FINRA and SIPC. Debt and equity underwriting, trading, research and sales, loan syndications, municipal securities trading and sales, and mergers and acquisitions advisory services are offered by Truist Securities, Inc. Cash management, loans and loan related products, foreign exchange, risk management products and services and agency services are offered by Truist Bank.

Due to unforeseen circumstances, we are currently unable to incorporate the SOFR index into our Portfolio Performance Review analytics. While we work to remedy the situation, we will continue to use effective fed funds as a proxy for overnight SOFR, 1-month Libor as a proxy for 30-day SOFR, and 3-month Libor as a proxy for 90-day SOFR. Please be aware that this may affect yield and other metrics on certain floating rate securities.