

Seminole County Board of
County Commissioners
Sanford, FL

Portfolio Performance Review
January 31, 2022



Truist Securities

Grier Campbell
Director
Fixed Income Sales

404-926-5549
Grier.Campbell@truist.com

Jon Cantrell - CFA
Director
Head of Fixed Income Strategies
and Analytics

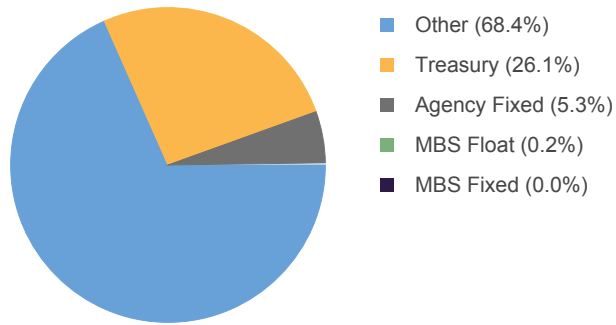
901-842-3704
Jon.Cantrell@truist.com

Strictly Private and Confidential

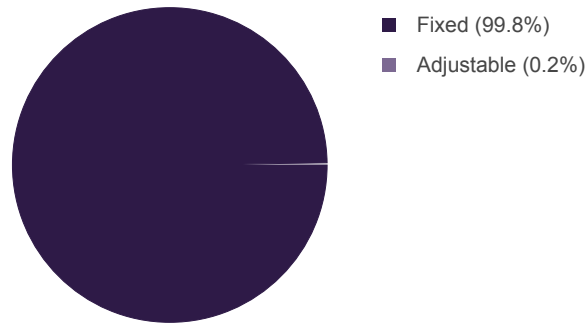
Section I Portfolio Overview..... 3
Section II Security Inventory Report.....4
Disclaimer.....9

Steven Jones
Vice President
Fixed Income Strategies

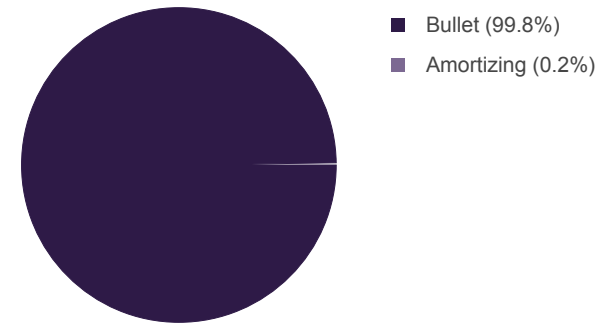
Sector Allocation



Coupon Type



Principal Type



Sector	Par Value	Book Value	Market Value	Gain (Loss)	AFS %	Book Yld (TE)	Average Life	Effective Duration	Effective Convexity	Price Vol. +300 Bps	Market Yld (TE)	3Mo CPR	
												Book Yld (TE)	Average Life
Agency Fixed	38,020,000	38,302,110	38,079,061	(223,050)	100%	(6.29)	0.09	0.09	0.00	(0.26)	0.19	(6.29)	0.09
MBS Fixed	10,651	11,386	11,194	(192)	100%	2.23	1.71	1.60	0.03	(4.65)	3.27	2.71	1.95
MBS Float	1,569,354	1,628,640	1,603,831	(24,809)	100%	1.59	4.41	0.85	(0.02)	(4.14)	1.96	0.70	5.64
Treasury	188,000,000	187,963,906	186,779,222	(1,184,685)	100%	0.29	1.22	1.22	0.02	(3.57)	0.85	0.29	1.22
Other	491,977,239	491,977,239	491,977,239	-	100%	0.38	0.33	0.33	0.00	(0.97)	0.38	0.38	0.33
Totals/Averages	719,577,244	719,883,281	718,450,546	(1,432,736)	100%	0.00	0.56	0.55	0.01	(1.62)	0.49	0.00	0.56

#	CUSIP Sector	FAS 115 Description	Settle Date	Original Face Current Face	Coupon Maturity	Call Date Call Price	Call Type Effect Mat	WAL Base Eff Dur	Book Price Book Yld (TE)	Mkt Price Mkt Yield	Book Value Mkt Value	Gain/Loss Gain/Loss %
1	Agency Fixed	AFS Federal Farm Credi	03/20/2020	20,000,000 20,000,000	1.45 02/24/2022	NA -	Non-Callable 02/24/2022	0.07 0.07	100.54 (6.55)	100.09 0.17	20,108,920 20,017,020	(91,900) (0.46%)
2	Agency Fixed	AFS Fed Home Loan Bk	03/16/2020	18,020,000 18,020,000	2.25 03/11/2022	NA -	Non-Callable 03/11/2022	0.11 0.11	100.96 (6.01)	100.23 0.20	18,193,190 18,062,041	(131,150) (0.72%)
Total: Agency Fixed				38,020,000 38,020,000	1.83 03/03/2022			0.09 0.09	100.74 (6.29)	100.16 0.19	38,302,110 38,079,061	(223,050) (0.58%)
3	MBS Fixed	AFS FGLMC D75482 6.5	07/25/2001	3,422,641 10,651	6.50 05/01/2026	NA -	Non-Callable 05/01/2026	1.71 1.60	106.90 2.23	105.09 3.27	11,386 11,194	(192) (1.69%)
Total: MBS Fixed				3,422,641 10,651	6.50 05/01/2026			1.71 1.60	106.90 2.23	105.09 3.27	11,386 11,194	(192) (1.69%)
4	MBS Float	AFS G2AR 008992 1.8	06/22/1995	4,000,000 419	1.88 06/20/2022	NA -	Non-Callable 06/20/2022	0.14 0.09	99.93 1.66	100.02 0.98	419 419	- 0.09%
5	MBS Float	AFS G2AR 008076 2.1	08/24/1995	1,530,000 560	1.75 11/20/2022	NA -	Non-Callable 11/20/2022	0.37 0.19	101.33 (1.65)	100.70 0.01	568 564	(4) (0.63%)
6	MBS Float	AFS G2AR 008457 1.6	07/22/1998	2,461,551 2,391	1.63 07/20/2024	NA -	Non-Callable 07/20/2024	1.15 1.00	101.92 0.17	101.45 0.57	2,437 2,426	(11) (0.46%)
7	MBS Float	AFS G2AR 008520 2.1	06/22/1995	2,022,030 3,030	1.75 10/20/2024	NA -	Non-Callable 10/20/2024	1.27 0.24	102.26 0.36	100.54 1.71	3,099 3,047	(52) (1.68%)
8	MBS Float	AFS FH99AR 785725 2.2	11/23/1999	2,000,000 4,075	2.28 12/01/2026	NA -	Non-Callable 12/01/2026	2.08 0.85	100.53 2.32	100.22 2.47	4,097 4,084	(13) (0.31%)
9	MBS Float	AFS FN99AR 443193 2.3	12/23/1998	3,500,000 10,313	2.34 11/01/2027	NA -	Non-Callable 11/01/2027	1.72 0.91	100.37 2.40	99.99 2.62	10,352 10,313	(39) (0.38%)
10	MBS Float	AFS G2AR 080292 1.8	10/25/1999	4,000,000 6,228	1.88 06/20/2029	NA -	Non-Callable 06/20/2029	2.98 1.42	102.48 1.28	102.24 1.36	6,383 6,368	(15) (0.24%)
11	MBS Float	AFS FH99AR 786715 2.1	11/24/1999	1,856,783 20,399	2.13 07/01/2029	NA -	Non-Callable 07/01/2029	2.70 0.66	100.46 2.49	100.35 2.53	20,492 20,469	(22) (0.11%)
12	MBS Float	AFS FN99AR 505886 2.1	08/25/1999	3,000,000 14,807	2.14 07/01/2029	NA -	Non-Callable 07/01/2029	2.53 0.58	100.45 2.54	100.38 2.57	14,874 14,863	(11) (0.07%)
13	MBS Float	AFS FH99AR 786737 2.2	10/25/1999	4,000,000 425	2.25 09/01/2029	NA -	Non-Callable 09/01/2029	3.03 0.86	100.53 2.59	100.32 2.65	427 426	(1) (0.20%)
14	MBS Float	AFS FN99AR 535167 2.2	05/23/2001	5,721,120 11,701	2.28 01/01/2030	NA -	Non-Callable 01/01/2030	2.84 1.13	103.48 1.42	99.87 2.73	12,108 11,686	(422) (3.49%)
15	MBS Float	AFS G2AR 080397 2.0	05/24/2000	4,000,000 6,615	2.00 04/20/2030	NA -	Non-Callable 04/20/2030	3.47 1.65	104.53 0.84	101.35 1.76	6,914 6,704	(210) (3.04%)
16	MBS Float	AFS G2AR 080523 1.6	08/23/2001	1,434,669 13,695	1.63 07/20/2031	NA -	Non-Callable 07/20/2031	3.62 1.93	103.05 1.23	102.83 1.29	14,113 14,082	(31) (0.22%)
17	MBS Float	AFS G2AR 080535 1.6	08/23/2001	3,567,526 23,401	1.63 08/20/2031	NA -	Non-Callable 08/20/2031	3.63 1.94	104.41 0.86	102.25 1.46	24,432 23,927	(505) (2.07%)
18	MBS Float	AFS G2AR 080567 2.0	02/25/2002	5,007,640 43,260	2.00 01/20/2032	NA -	Non-Callable 01/20/2032	3.83 1.06	102.53 1.51	102.43 1.53	44,354 44,311	(42) (0.10%)

#	CUSIP Sector	FAS 115 Description	Settle Date	Original Face Current Face	Coupon Maturity	Call Date Call Price	Call Type Effect Mat	WAL Base Eff Dur	Book Price Book Yld (TE)	Mkt Price Mkt Yield	Book Value Mkt Value	Gain/Loss Gain/Loss %
19	31391BC39 MBS Float	AFS FN99AR 661690 2.1	09/25/2002	5,000,000 59,429	2.18 09/01/2032	NA -	Non-Callable 09/01/2032	3.80 0.96	106.72 0.91	103.99 1.62	63,423 61,802	(1,621) (2.56%)
20	31402KUQ5 MBS Float	AFS FN99AR 731491 2.3	09/30/2003	4,000,000 22,954	2.39 10/01/2033	NA -	Non-Callable 10/01/2033	3.90 0.92	100.80 2.68	100.66 2.72	23,138 23,106	(33) (0.14%)
21	31404CMN7 MBS Float	AFS FN99AR 764565 1.4	11/23/2004	5,000,000 205,882	1.46 06/01/2034	NA -	Non-Callable 06/01/2034	3.69 0.68	104.11 0.66	102.24 1.17	214,344 210,498	(3,846) (1.79%)
22	31349TWL1 MBS Float	AFS FH99AR 782451 2.3	07/24/2006	6,450,000 17,537	2.38 10/01/2034	NA -	Non-Callable 10/01/2034	3.85 0.98	106.43 1.09	106.09 1.17	18,664 18,604	(59) (0.32%)
23	3128QJG26 MBS Float	AFS FH99AR 1G1117 1.9	11/21/2007	15,000,000 390,455	1.98 09/01/2035	NA -	Non-Callable 09/01/2035	4.64 0.84	104.74 1.45	101.51 2.18	408,980 396,367	(12,613) (3.08%)
24	3128QLRC7 MBS Float	AFS FH99AR 1H2583 2.3	04/24/2007	4,000,000 26,067	2.37 01/01/2036	NA -	Non-Callable 01/01/2036	4.30 0.74	107.10 1.13	106.74 1.21	27,917 27,824	(93) (0.33%)
25	31408EQ39 MBS Float	AFS FN99AR 849274 1.6	08/23/2006	6,575,000 26,357	1.63 01/01/2036	NA -	Non-Callable 01/01/2036	4.68 1.17	102.21 1.66	100.27 2.10	26,939 26,428	(511) (1.90%)
26	31408G7J0 MBS Float	AFS FN99AR 851497 1.5	09/21/2006	3,050,000 40,613	1.66 02/01/2036	NA -	Non-Callable 02/01/2036	4.40 0.85	102.70 1.26	102.79 1.24	41,707 41,746	39 0.09%
27	31409UTA3 MBS Float	AFS FN99AR 879045 2.2	11/30/2006	10,395,108 92,943	2.24 03/01/2036	NA -	Non-Callable 03/01/2036	4.88 1.43	104.14 1.88	103.85 1.94	96,794 96,521	(274) (0.28%)
28	31349T6B2 MBS Float	AFS FH99AR 782666 2.4	08/23/2006	5,030,473 140,333	2.44 04/01/2036	NA -	Non-Callable 04/01/2036	4.42 0.49	100.01 2.99	100.10 2.97	140,352 140,468	116 0.08%
29	31410AEP7 MBS Float	AFS FN99AR 883142 2.2	09/21/2006	12,075,102 81,407	2.21 06/01/2036	NA -	Non-Callable 06/01/2036	4.95 0.58	105.34 1.68	100.21 2.79	85,757 81,580	(4,177) (4.87%)
30	3128JRQQ2 MBS Float	AFS FH99AR 847663 2.2	12/29/2006	10,000,000 100,584	2.27 11/01/2036	NA -	Non-Callable 11/01/2036	5.49 1.31	105.14 1.78	104.88 1.83	105,757 105,490	(267) (0.25%)
31	3128NGF34 MBS Float	AFS FH99AR 1H1386 2.3	06/21/2007	5,000,000 53,079	2.38 03/01/2037	NA -	Non-Callable 03/01/2037	4.83 0.55	105.17 1.78	105.12 1.79	55,825 55,794	(31) (0.06%)
32	3128QJ3C8 MBS Float	AFS FH99AR 1G1695 1.6	05/24/2007	10,000,000 93,626	1.63 04/01/2037	NA -	Non-Callable 04/01/2037	4.92 0.53	103.74 1.40	103.67 1.42	97,127 97,062	(64) (0.07%)
33	31413B3Q2 MBS Float	AFS FN99AR 941007 1.9	08/10/2007	10,000,000 56,768	1.96 07/01/2037	NA -	Non-Callable 07/01/2037	5.31 0.61	100.14 2.57	100.15 2.57	56,849 56,851	2 0.00%
Total: MBS Float				159,677,002	2.00			4.41	103.78	102.22	1,628,640	(24,809)
				1,569,354	03/29/2035		03/29/2035	0.85	1.59	1.96	1,603,831	(1.52%)
34	FL PALM 021122 Other	AFS FL PALM 2/11/22	05/19/2021	11,010,108 11,010,108	0.13 02/11/2022	NA -	Non-Callable 02/11/2022	0.03 0.03	100.00 0.13	100.00 0.13	11,010,108 11,010,108	- -
35	CD - Bank United Other	AFS CD - Bank United -	05/20/2021	15,015,791 15,015,791	0.15 02/20/2022	NA -	Non-Callable 02/20/2022	0.06 0.06	100.00 0.15	100.00 0.15	15,015,791 15,015,791	- -
36	QPD MM Other	AFS Bank United Money	01/31/2022	25,559,522 25,559,522	0.17 02/28/2022	NA -	Non-Callable 02/28/2022	0.08 0.08	100.00 0.17	100.00 0.17	25,559,522 25,559,522	- -
37	FLE190920 Other	AFS FL PALM (SunRail)	01/31/2022	731,907 731,907	0.05 02/28/2022	NA -	Non-Callable 02/28/2022	0.08 0.08	100.00 0.05	100.00 0.05	731,907 731,907	- -

#	CUSIP Sector	FAS 115 Description	Settle Date	Original Face Current Face	Coupon Maturity	Call Date Call Price	Call Type Effect Mat	WAL Base Eff Dur	Book Price Book Yld (TE)	Mkt Price Mkt Yield	Book Value Mkt Value	Gain/Loss Gain/Loss %
38	Other	QPD Ameris Bank Money Market Ameris Bank Money	01/31/2022	46,190,328 46,190,328	0.20 02/28/2022	NA -	Non-Callable 02/28/2022	0.08 0.08	100.00 0.20	100.00 0.20	46,190,328 46,190,328	- -
39	Other	QPD FL Synovus Bank Money	01/31/2022	27,948,074 27,948,074	0.12 02/28/2022	NA -	Non-Callable 02/28/2022	0.08 0.08	100.00 0.12	100.00 0.12	27,948,074 27,948,074	- -
40	Other	QPD City City National Bank	01/31/2022	54,879,631 54,879,631	0.25 02/28/2022	NA -	Non-Callable 02/28/2022	0.08 0.08	100.00 0.25	100.00 0.25	54,879,631 54,879,631	- -
41	Other	SBAFLPRIME Florida Prime/SBA	01/31/2022	50,720,375 50,720,375	0.14 02/28/2022	NA -	Non-Callable 02/28/2022	0.08 0.08	100.00 0.14	100.00 0.14	50,720,375 50,720,375	- -
42	Other	SunTrust SunTrust Premier C	01/31/2022	11,448,594 11,448,594	0.12 02/28/2022	NA -	Non-Callable 02/28/2022	0.08 0.08	100.00 0.12	100.00 0.12	11,448,594 11,448,594	- -
43	Other	FL SAFE FL SAFE - Money M	01/31/2022	2,006,390 2,006,390	0.08 02/28/2022	NA -	Non-Callable 02/28/2022	0.08 0.08	100.00 0.08	100.00 0.08	2,006,390 2,006,390	- -
44	Other	QPD CENT Centennial Bank Mo	01/31/2022	2,971,677 2,971,677	0.18 02/28/2022	NA -	Non-Callable 02/28/2022	0.08 0.08	100.00 0.18	100.00 0.18	2,971,677 2,971,677	- -
45	Other	FLGIF Florida Trust Day	01/31/2022	5,213,532 5,213,532	0.10 02/28/2022	NA -	Non-Callable 02/28/2022	0.08 0.08	100.00 0.10	100.00 0.10	5,213,532 5,213,532	- -
46	Other	FLCLASS FLCLASS Money Mark	01/31/2022	5,380,234 5,380,234	0.10 02/28/2022	NA -	Non-Callable 02/28/2022	0.08 0.08	100.00 0.10	100.00 0.10	5,380,234 5,380,234	- -
47	Other	WELLSFARGO Wells Fargo Money	01/31/2022	1,891,097 1,891,097	0.05 02/28/2022	NA -	Non-Callable 02/28/2022	0.08 0.08	100.00 0.05	100.00 0.05	1,891,097 1,891,097	- -
48	Other	CD - Bank United CD - Bank United -	03/09/2021	15,068,131 15,068,131	0.20 03/09/2022	NA -	Non-Callable 03/09/2022	0.11 0.10	100.00 0.20	100.00 0.20	15,068,131 15,068,131	- -
49	Other	FL PALM 111621 FL PALM 11/16/21	04/07/2021	20,023,014 20,023,014	0.14 04/05/2022	NA -	Non-Callable 04/05/2022	0.18 0.18	100.00 0.14	100.00 0.14	20,023,014 20,023,014	- -
50	Other	FL PALM 051722 FL PALM 05/17/22	08/23/2021	10,004,437 10,004,437	0.10 05/17/2022	NA -	Non-Callable 05/17/2022	0.30 0.29	100.00 0.10	100.00 0.10	10,004,437 10,004,437	- -
51	Other	CD - Bank United CD - Bank United -	05/20/2021	20,021,054 20,021,054	0.15 05/20/2022	NA -	Non-Callable 05/20/2022	0.31 0.30	100.00 0.15	100.00 0.15	20,021,054 20,021,054	- -
52	Other	CDCent0522 CD - Centennial Ba	05/31/2019	21,489,253 21,489,253	2.70 05/31/2022	NA -	Non-Callable 05/31/2022	0.33 0.33	100.00 2.70	100.00 2.70	21,489,253 21,489,253	- -
53	Other	FL PALM 060122 FL PALM 060122	07/27/2021	10,007,250 10,007,250	0.14 06/01/2022	NA -	Non-Callable 06/01/2022	0.34 0.34	100.00 0.14	100.00 0.14	10,007,250 10,007,250	- -
54	Other	CD - Ameris 18 mth CD - Ameris Bank -	12/03/2020	10,412,295 10,412,295	0.25 06/03/2022	NA -	Non-Callable 06/03/2022	0.34 0.34	100.00 0.25	100.00 0.25	10,412,295 10,412,295	- -
55	Other	FL PALM 070122 FL PALM 07/01/22	01/04/2022	7,501,381 7,501,381	0.24 07/01/2022	NA -	Non-Callable 07/01/2022	0.42 0.42	100.00 0.24	100.00 0.24	7,501,381 7,501,381	- -
56	Other	FL PALM 090222 FL PALM 09/02/22	12/10/2021	10,004,937 10,004,937	0.34 09/06/2022	NA -	Non-Callable 09/06/2022	0.60 0.60	100.00 0.34	100.00 0.34	10,004,937 10,004,937	- -
57	Other	FL PALM 093022 FL PALM 09/30/22	01/04/2022	10,002,455 10,002,455	0.32 09/30/2022	NA -	Non-Callable 09/30/2022	0.67 0.67	100.00 0.32	100.00 0.32	10,002,455 10,002,455	- -

#	CUSIP Sector	FAS 115 Description	Settle Date	Original Face Current Face	Coupon Maturity	Call Date Call Price	Call Type Effect Mat	WAL Base Eff Dur	Book Price Book Yld (TE)	Mkt Price Mkt Yield	Book Value Mkt Value	Gain/Loss Gain/Loss %
58	CD - Axiom Bank 36 Other	AFS CD - Axiom Bank -	10/23/2019	10,520,402 10,520,402	2.25 10/23/2022	NA -	Non-Callable 10/23/2022	0.73 0.73	100.00 2.25	100.00 2.25	10,520,402 10,520,402	- -
59	FL PALM 111022 Other	AFS FL PALM 11/10/2022	11/10/2021	10,015,601 10,015,601	0.27 11/10/2022	NA -	Non-Callable 11/10/2022	0.78 0.78	100.00 0.27	100.00 0.27	10,015,601 10,015,601	- -
60	FL PLAM 12/1/22 Other	AFS FL PALM 12/1/22	12/01/2021	20,010,192 20,010,192	0.30 12/01/2022	NA -	Non-Callable 12/01/2022	0.84 0.84	100.00 0.30	100.00 0.30	20,010,192 20,010,192	- -
61	FL PALM 12/6/22 Other	AFS FL PALM 12/6/22	12/07/2021	15,008,515 15,008,515	0.37 12/06/2022	NA -	Non-Callable 12/06/2022	0.85 0.86	100.00 0.37	100.00 0.37	15,008,515 15,008,515	- -
62	FL PALM 010623 Other	AFS FL PALM 01/06/23	01/13/2022	20,006,247 20,006,247	0.60 01/06/2023	NA -	Non-Callable 01/06/2023	0.93 0.94	100.00 0.60	100.00 0.60	20,006,247 20,006,247	- -
63	CD - Axiom Bank Other	AFS CD - Axiom Bank -	09/25/2019	20,914,815 20,914,815	0.50 09/25/2023	NA -	Non-Callable 09/25/2023	1.65 1.66	100.00 0.50	100.00 0.50	20,914,815 20,914,815	- -
Total: Other				491,977,239	0.38			0.33	100.00	100.00	491,977,239	-
64	912828XD7 Treasury	AFS UNITED STATES TREA	06/29/2021	15,000,000 15,000,000	1.88 05/31/2022	NA -	Non-Callable 05/31/2022	0.33 0.33	101.19 (1.70)	100.50 0.36	15,178,125 15,075,000	(103,125) (0.68%)
65	912828XQ8 Treasury	AFS UNITED STATES TREA	01/28/2022	20,000,000 20,000,000	2.00 07/31/2022	NA -	Non-Callable 07/31/2022	0.50 0.50	100.81 0.38	100.75 0.50	20,161,719 20,150,000	(11,719) (0.06%)
66	9128282S8 Treasury	AFS UNITED STATES TREA	01/28/2022	20,000,000 20,000,000	1.63 08/31/2022	NA -	Non-Callable 08/31/2022	0.58 0.58	100.67 0.46	100.63 0.54	20,133,594 20,125,000	(8,594) (0.04%)
67	912810EP9 Treasury	AFS UNITED STATES TREA	09/10/1993	3,000,000 3,000,000	7.13 02/15/2023	NA -	Non-Callable 02/15/2023	1.04 1.00	109.42 (1.80)	106.39 0.94	3,282,656 3,191,719	(90,938) (2.77%)
68	91282CBN0 Treasury	AFS UNITED STATES TREA	12/21/2021	10,000,000 10,000,000	0.13 02/28/2023	NA -	Non-Callable 02/28/2023	1.08 1.09	99.70 0.41	99.23 0.84	9,969,922 9,923,438	(46,484) (0.47%)
69	91282CBN0 Treasury	AFS UNITED STATES TREA	08/03/2021	15,000,000 15,000,000	0.13 02/28/2023	NA -	Non-Callable 02/28/2023	1.08 1.09	99.92 0.20	99.23 0.84	14,988,282 14,885,157	(103,125) (0.69%)
70	91282CBX8 Treasury	AFS UNITED STATES TREA	12/21/2021	10,000,000 10,000,000	0.13 04/30/2023	NA -	Non-Callable 04/30/2023	1.25 1.26	99.55 0.48	99.05 0.90	9,955,469 9,904,688	(50,781) (0.51%)
71	91282CCK5 Treasury	AFS UNITED STATES TREA	06/30/2021	20,000,000 20,000,000	0.13 06/30/2023	NA -	Non-Callable 06/30/2023	1.42 1.43	99.83 0.25	98.80 0.98	19,965,624 19,759,376	(206,248) (1.03%)
72	91282CCN9 Treasury	AFS UNITED STATES TREA	01/28/2022	10,000,000 10,000,000	0.13 07/31/2023	NA -	Non-Callable 07/31/2023	1.50 1.51	98.70 1.00	98.67 1.02	9,869,922 9,867,188	(2,734) (0.03%)

#	CUSIP Sector	FAS 115 Description	Settle Date	Original Face Current Face	Coupon Maturity	Call Date Call Price	Call Type Effect Mat	WAL Base Eff Dur	Book Price Book Yld (TE)	Mkt Price Mkt Yield	Book Value Mkt Value	Gain/Loss Gain/Loss %
73	Treasury	AFS UNITED STATES TREA	12/21/2021	15,000,000 15,000,000	0.13 07/31/2023	NA -	Non-Callable 07/31/2023	1.50 1.51	99.32 0.58	98.67 1.02	14,898,633 14,800,782	(97,851) (0.66%)
74	Treasury	AFS UNITED STATES TREA	01/28/2022	15,000,000 15,000,000	0.13 08/31/2023	NA -	Non-Callable 08/31/2023	1.58 1.60	98.57 1.04	98.56 1.05	14,786,133 14,784,375	(1,758) (0.01%)
75	Treasury	AFS UNITED STATES TREA	12/21/2021	15,000,000 15,000,000	0.13 08/31/2023	NA -	Non-Callable 08/31/2023	1.58 1.60	99.24 0.61	98.56 1.05	14,886,328 14,784,375	(101,953) (0.68%)
76	Treasury	AFS UNITED STATES TREA	06/28/2021	20,000,000 20,000,000	0.25 06/15/2024	NA -	Non-Callable 06/15/2024	2.38 2.35	99.44 0.49	97.64 1.26	19,887,500 19,528,124	(359,376) (1.81%)
Total: Treasury				188,000,000	0.76			1.22	99.98	99.37	187,963,906	(1,184,685)
				188,000,000	04/19/2023		04/19/2023	1.22	0.29	0.85	186,779,222	(0.63%)
Total				881,096,882	0.56			0.56	100.04	99.84	719,883,281	(1,432,736)
				719,577,244	08/28/2022		08/28/2022	0.55	0.00	0.49	718,450,546	(0.20%)

This presentation is for informational purposes only and is being furnished on a confidential basis. By accepting this information, the recipient agrees that it will use the information only to evaluate its potential interest in the strategies described herein and for no other purpose and will not divulge any such information to any other party.

This presentation does not constitute a commitment to lend money, underwrite any proposed transaction, purchase securities or other assets, provide financing, arrange financing, or provide any other services. Truist Securities, Inc. and its representatives and affiliates make no representation and have given you no advice concerning the appropriate regulatory treatment, accounting treatment, or possible tax consequences of the proposed transactions described herein. Prior to entering into any proposed transaction, you should determine, without reliance upon Truist Securities, Inc. or its representatives or affiliates, the economic risks and merits, as well as the legal, tax, and accounting characteristics and consequences, of the transaction, and that you are able to assume these risks. These materials should not be relied upon for the maintenance of your books and records or for any tax, accounting, legal or other purposes.

All materials, including proposed terms and conditions, are indicative and for discussion purposes only. Finalized terms and conditions are subject to further discussion and negotiation and will be evidenced by a formal written agreement. Except as required by applicable law, we make no representation or warranty, express or implied, to you or to any person as to the content of the information contained herein. Opinions expressed herein are current opinions only as of the date indicated. Any historical price(s) or value(s) are also only as of the date indicated. We are under no obligation to update opinions or other information.

In connection with Treasury Regulation Section 1.6011-4, it is our mutual intent that the tax structure and tax treatment of the transactions contemplated by this presentation are not confidential and that notwithstanding anything herein to the contrary that each of us (and our employees, representatives and agents) may disclose to any and all persons, without limitation of any kind, the tax structure and tax treatment of the transactions contemplated herein.

Truist Securities, Inc. (“Truist Securities”) is not recommending an action to you as a municipal entity or obligated person. Truist Securities is not acting as an advisor to you and does not owe a fiduciary duty pursuant to Section 15B of the Exchange Act to you with respect to the information and material contained in this communication. Truist Securities is acting for its own interests. You should discuss any information and material contained in this communication with any and all internal or external advisors and experts that you deem appropriate before acting on this information or material. This information provided “as-is” and “where-is”, and Truist Securities makes no representation or warranty of any kind, express or implied, with respect to the selection, design, functionality, or operation of the information in this file, and makes no implied warranty of merchantability or fitness for a particular purpose, and specifically disclaims any implied warranty with respect thereto.

The information in this presentation is necessarily based upon information provided by you, and market, economic, and other conditions and assumptions.

Truist Securities assumes no obligation, and does not intend to, update the file to reflect any changes in such information, conditions or assumptions. The information in this presentation is illustrative and is not intended to predict actual results, which may differ substantially from those reflected in this presentation. This presentation is based on mathematical models that use inputs and assumptions to calculate results. You should understand the assumptions and evaluate whether they are appropriate for your purposes. As with all models, results may vary significantly depending upon the value of the model’s inputs and assumptions, which may or may not be stated. Any interest rates or transactional terms used herein are hypothetical and take into consideration conditions in today’s market and other factual information. This presentation is for informational purposes only and is being furnished on a confidential basis.

This presentation does not constitute a commitment to lend money, underwrite any proposed transaction, purchase securities or other assets, provide financing, arrange financing, or provide any other services. Truist Securities and its representatives and affiliates make no representation and have given you no advice concerning the appropriate regulatory treatment, accounting treatment, or possible tax consequences of the proposed transactions described herein. Prior to entering into any proposed transaction, you should determine, without reliance upon Truist Securities or its representatives or affiliates, the economic risks and merits, as well as the legal, tax, and accounting characteristics and consequences, of the transaction, and that you are able to assume these risks. These materials should not be relied upon for the maintenance of your books and records or for any tax, accounting, legal or other purposes.

Any historical price(s) or value(s) are also only as of the date indicated. We are under no obligation to update opinions or other information.

Nothing in this document constitutes a “Research Report” within the meaning of CFTC Regulation 23.605(a)(9). If this document references a Swap, this document constitutes a solicitation within the meaning of CFTC Regulation 23.605(a)(9)(v) to potentially enter into a derivatives transaction upon satisfaction of all applicable legal requirements.

Truist Securities is the trade name for the corporate and investment banking services of Truist Financial Corporation and its subsidiaries, including Truist Securities, Inc., member, FINRA and SIPC. Debt and equity underwriting, trading, research and sales, loan syndications, municipal securities trading and sales, and mergers and acquisitions advisory services are offered by Truist Securities, Inc. Cash management, loans and loan related products, foreign exchange, risk management products and services and agency services are offered by Truist Bank.