

Seminole County Board of
County Commissioners
Sanford, FL

Portfolio Performance Review
May 31, 2019



SUNTRUST
ROBINSON HUMPHREY

Grier Campbell
Director
Fixed Income Sales

404-926-5549
Grier.Campbell@suntrust.com

Mike Davis
Managing Director - Strategies
Fixed Income Strategies

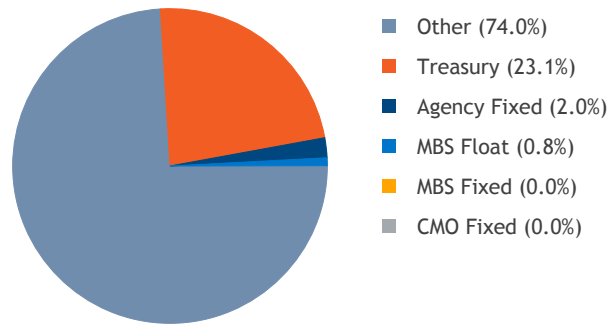
901-842-3824
Mike.Davis@suntrust.com

Strictly Private and Confidential

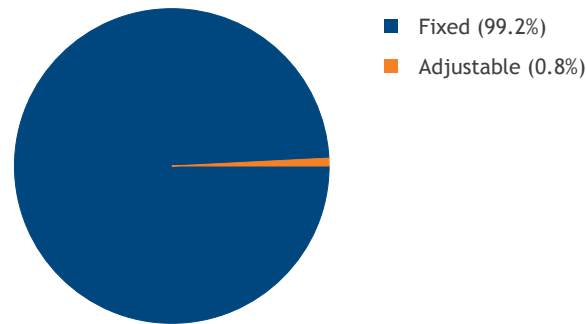
Section I Portfolio Overview..... 3
Section II Security Inventory Report..... 4
Disclaimer..... 9

Steven Jones
Vice President
Fixed Income Strategies

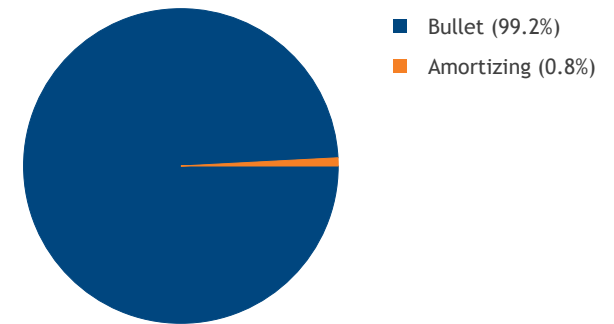
Sector Allocation



Coupon Type



Principal Type



Sector	Par Value	Book Value	Market Value	Gain (Loss)	AFS %	Book Yld (TE)	Average Life	Effective Duration	Effective Convexity	Price Vol. +300 Bps	Market Yld (TE)	3Mo CPR	
												Book Yld (TE)	Average Life
Agency Fixed	10,000,000	10,008,453	10,013,850	5,397	100%	2.40	0.90	0.90	0.01	(2.66)	2.34	2.40	0.90
MBS Fixed	156,106	160,885	160,641	(245)	100%	1.42	1.17	1.07	0.01	(3.13)	2.46	0.55	1.21
MBS Float	3,923,617	4,049,898	4,061,452	11,555	100%	3.26	4.05	0.84	0.22	(2.35)	3.18	3.15	7.70
CMO Fixed	1,118	1,146	1,139	(7)	100%	1.71	0.59	0.57	0.01	(1.67)	2.67	1.94	0.62
Treasury	113,000,000	111,906,875	113,111,719	1,204,844	100%	5.72	0.58	0.57	0.01	(1.69)	2.30	5.72	0.58
Other	362,164,652	362,164,652	362,164,652	-	100%	2.63	0.40	0.39	0.01	(1.15)	2.63	2.63	0.40
Totals/Averages	489,245,492	488,291,909	489,513,453	1,221,545	100%	3.34	0.48	0.45	0.01	(1.32)	2.55	3.33	0.52

#	CUSIP Sector	FAS 115 Description	Settle Date	Original Face Current Face	Coupon Maturity	Call Date Call Price	Call Type Effect Mat	WAL Base Eff Dur	Book Price Book Yld (TE)	Mkt Price Mkt Yield	Book Value Mkt Value	Gain/Loss Gain/Loss %
1	Agency Fixed	AFS Freddie Mac	05/01/2019	10,000,000	2.50	NA	Non-Callable	0.90	100.08	100.14	10,008,453	5,397
				10,000,000	2.50	-	04/23/2020	0.90	2.40	2.34	10,013,850	0.05%
				10,000,000	2.50		04/23/2020	0.90	2.40	2.34	10,008,453	5,397
Total: Agency Fixed				10,000,000	2.50		04/23/2020	0.90	100.08	100.14	10,013,850	0.05%
2	CMO Fixed	AFS FN 9156 M PAC1 Fix	10/19/1993	1,300,000	6.75	NA	Non-Callable	0.59	102.52	101.94	1,146	(7)
				1,118	6.75	-	06/25/2021	0.57	1.71	2.67	1,139	(0.57%)
				1,300,000	6.75		06/25/2021	0.59	102.52	101.94	1,146	(7)
Total: CMO Fixed				1,118	6.75		06/25/2021	0.57	1.71	2.67	1,139	(0.57%)
3	MBS Fixed	AFS GNJO 651758 5.0	07/18/2006	1,550,000	5.00	NA	Non-Callable	0.58	104.50	104.66	16,898	25
				16,170	5.00	-	04/15/2021	0.56	(2.88)	(3.15)	16,923	0.15%
4	MBS Fixed	AFS GNJO 520132 5.0	07/18/2006	1,646,693	5.00	NA	Non-Callable	0.72	101.51	101.19	20,396	(65)
				20,093	5.00	-	04/15/2021	0.69	2.63	3.07	20,331	(0.32%)
5	MBS Fixed	AFS GNJO 606276 5.0	07/18/2006	3,530,852	5.00	NA	Non-Callable	0.69	104.03	101.07	37,243	(1,060)
				35,800	5.00	-	05/15/2021	0.66	(1.03)	3.15	36,183	(2.85%)
6	MBS Fixed	AFS FGCI G12455 5.5	01/31/2007	5,130,000	5.50	NA	Non-Callable	0.71	102.83	101.94	48,778	(422)
				47,435	5.50	-	10/01/2021	0.68	1.21	2.43	48,356	(0.86%)
7	MBS Fixed	AFS G2SF 000978 8.5	09/21/1993	3,144,133	8.50	NA	Non-Callable	1.19	102.37	103.39	418	4
				408	8.50	-	03/20/2023	1.10	6.09	5.18	422	0.99%
8	MBS Fixed	AFS FGLMC D75482 6.5	07/25/2001	3,422,641	6.50	NA	Non-Callable	2.70	102.63	106.15	37,153	1,273
				36,200	6.50	-	05/01/2026	2.35	5.38	3.97	38,426	3.43%
Total: MBS Fixed				18,424,319	5.52		08/28/2022	1.17	103.06	102.95	160,885	(245)
				156,106			08/28/2022	1.07	1.42	2.46	160,641	(0.15%)
9	MBS Float	AFS G2AR 008761 4.0	05/31/1995	2,400,000	4.00	NA	Non-Callable	0.86	99.62	99.90	2,686	8
				2,696	4.00	-	03/20/2021	0.13	4.21	3.85	2,693	0.29%
10	MBS Float	AFS G2AR 008992 3.6	06/22/1995	4,000,000	3.63	NA	Non-Callable	1.40	101.50	101.48	10,059	(2)
				9,910	3.63	-	06/20/2022	0.36	2.49	2.50	10,057	(0.02%)
11	MBS Float	AFS G2AR 008076 4.1	08/24/1995	1,530,000	4.13	NA	Non-Callable	1.61	99.96	100.37	3,990	16
				3,992	4.13	-	11/20/2022	1.00	3.84	3.57	4,007	0.41%
12	MBS Float	AFS FN99AR 205565 4.7	02/23/1998	1,050,738	4.78	NA	Non-Callable	1.61	102.37	101.52	20,102	(168)
				19,635	4.78	-	02/01/2023	0.60	2.77	3.31	19,933	(0.84%)
13	MBS Float	AFS G2AR 008457 3.7	07/22/1998	2,461,551	3.75	NA	Non-Callable	2.32	102.31	102.35	7,768	3
				7,592	3.75	-	07/20/2024	0.71	2.73	2.71	7,770	0.04%
14	MBS Float	AFS G2AR 008520 4.1	06/22/1995	2,022,030	4.13	NA	Non-Callable	2.39	102.47	102.65	8,167	15
				7,971	4.13	-	10/20/2024	1.18	2.72	2.63	8,182	0.18%
15	MBS Float	AFS FH99AR 785725 4.5	11/23/1999	2,000,000	4.53	NA	Non-Callable	2.79	103.36	102.26	7,017	(75)
				6,789	4.53	-	12/01/2026	0.54	2.98	3.40	6,942	(1.07%)
16	MBS Float	AFS FN99AR 443193 4.8	12/23/1998	3,500,000	4.84	NA	Non-Callable	2.66	104.08	102.63	17,147	(238)
				16,474	4.84	-	11/01/2027	0.69	2.84	3.40	16,908	(1.39%)

#	CUSIP Sector	FAS 115 Description	Settle Date	Original Face Current Face	Coupon Maturity	Call Date Call Price	Call Type Effect Mat	WAL Base Eff Dur	Book Price Book Yld (TE)	Mkt Price Mkt Yield	Book Value Mkt Value	Gain/Loss Gain/Loss %
17	MBS Float	36225CKE5 AFS G2AR 080292 3.6	10/25/1999	4,000,000 15,872	3.63 06/20/2029	NA -	Non-Callable 06/20/2029	3.86 0.50	100.22 3.65	100.49 3.57	15,907 15,950	43 0.27%
18	MBS Float	31295KN83 AFS FH99AR 786715 4.2	11/24/1999	1,856,783 26,771	4.25 07/01/2029	NA -	Non-Callable 07/01/2029	3.42 1.24	102.90 3.37	103.15 3.29	27,547 27,613	65 0.24%
19	MBS Float	31383K6X0 AFS FN99AR 505886 4.3	08/25/1999	3,000,000 19,115	4.39 07/01/2029	NA -	Non-Callable 07/01/2029	3.37 1.19	102.85 3.46	103.30 3.31	19,659 19,746	86 0.44%
20	MBS Float	31383NZU8 AFS FN99AR 508455 4.3	07/30/1999	3,560,767 48,254	4.39 08/01/2029	NA -	Non-Callable 08/01/2029	3.41 1.19	103.16 3.37	103.30 3.32	49,778 49,847	69 0.14%
21	MBS Float	31295KPW8 AFS FH99AR 786737 4.4	10/25/1999	4,000,000 955	4.50 09/01/2029	NA -	Non-Callable 09/01/2029	3.46 0.53	103.30 3.34	103.46 3.29	986 988	2 0.16%
22	MBS Float	31384VQU9 AFS FN99AR 535167 4.9	05/23/2001	5,721,120 30,279	4.90 01/01/2030	NA -	Non-Callable 01/01/2030	3.47 0.77	104.63 3.00	103.22 3.43	31,680 31,253	(427) (1.35%)
23	MBS Float	36225CNP7 AFS G2AR 080397 3.6	05/24/2000	4,000,000 15,775	3.63 04/20/2030	NA -	Non-Callable 04/20/2030	4.22 0.72	101.96 3.20	102.18 3.14	16,084 16,119	34 0.21%
24	MBS Float	36225CSM9 AFS G2AR 080523 3.7	08/23/2001	1,434,669 29,194	3.75 07/20/2031	NA -	Non-Callable 07/20/2031	4.40 0.90	101.33 3.44	102.64 3.11	29,584 29,964	380 1.28%
25	MBS Float	36225CSZ0 AFS G2AR 080535 3.7	08/23/2001	3,567,526 50,560	3.75 08/20/2031	NA -	Non-Callable 08/20/2031	4.35 0.91	103.41 2.91	103.61 2.85	52,285 52,386	100 0.19%
26	MBS Float	36225CTZ9 AFS G2AR 080567 4.0	02/25/2002	5,007,640 92,496	4.00 01/20/2032	NA -	Non-Callable 01/20/2032	4.49 0.31	101.40 3.43	101.00 3.53	93,792 93,425	(367) (0.39%)
27	MBS Float	31391BC39 AFS FN99AR 661690 4.4	09/25/2002	5,000,000 137,949	4.42 09/01/2032	NA -	Non-Callable 09/01/2032	4.34 0.68	105.77 2.88	105.87 2.85	145,903 146,047	144 0.10%
28	MBS Float	31402KUQ5 AFS FN99AR 731491 4.6	09/30/2003	4,000,000 26,877	4.64 10/01/2033	NA -	Non-Callable 10/01/2033	4.10 0.57	104.38 3.30	104.50 3.27	28,053 28,086	33 0.12%
29	MBS Float	31404AE91 AFS FN99AR 762560 4.4	10/25/2004	3,980,910 216,527	4.46 11/01/2033	NA -	Non-Callable 11/01/2033	3.98 0.58	102.65 3.38	101.74 3.63	222,259 220,284	(1,975) (0.89%)
30	MBS Float	31404CMN7 AFS FN99AR 764565 3.9	11/23/2004	5,000,000 443,891	3.95 06/01/2034	NA -	Non-Callable 06/01/2034	4.03 0.86	103.38 2.86	104.34 2.60	458,883 463,177	4,294 0.94%
31	MBS Float	31405DVG9 AFS FN99AR 786415 4.2	10/24/2007	5,369,079 148,204	4.27 07/01/2034	NA -	Non-Callable 07/01/2034	3.59 1.11	100.53 3.84	101.12 3.65	148,994 149,871	877 0.59%
32	MBS Float	31349TWL1 AFS FH99AR 782451 4.7	07/24/2006	6,450,000 60,250	4.71 10/01/2034	NA -	Non-Callable 10/01/2034	4.31 0.82	105.30 3.07	105.76 2.95	63,441 63,721	279 0.44%
33	MBS Float	31407FU24 AFS FN99AR 829601 4.5	10/24/2007	4,927,478 96,316	4.51 08/01/2035	NA -	Non-Callable 08/01/2035	3.86 1.29	106.20 2.73	106.40 2.67	102,285 102,476	191 0.19%
34	MBS Float	3128QJG26 AFS FH99AR 1G1117 4.4	11/21/2007	15,000,000 626,716	4.48 09/01/2035	NA -	Non-Callable 09/01/2035	4.40 0.60	103.61 3.22	103.81 3.17	649,353 650,603	1,250 0.19%
35	MBS Float	31408EQ39 AFS FN99AR 849274 4.3	08/23/2006	6,575,000 30,660	4.30 01/01/2036	NA -	Non-Callable 01/01/2036	4.42 0.74	101.60 3.45	101.40 3.50	31,151 31,091	(61) (0.19%)

#	CUSIP Sector	FAS 115 Description	Settle Date	Original Face Current Face	Coupon Maturity	Call Date Call Price	Call Type Effect Mat	WAL Base Eff Dur	Book Price Book Yld (TE)	Mkt Price Mkt Yield	Book Value Mkt Value	Gain/Loss Gain/Loss %
36	MBS Float	3128QLRC7 AFS FH99AR 1H2583 4.8	04/24/2007	4,000,000 52,323	4.88 01/01/2036	NA -	Non-Callable 01/01/2036	4.46 0.97	105.16 3.17	105.67 3.04	55,023 55,293	270 0.49%
37	MBS Float	31408G7J0 AFS FN99AR 851497 4.2	09/21/2006	3,050,000 94,874	4.29 02/01/2036	NA -	Non-Callable 02/01/2036	4.31 0.47	102.49 3.24	102.50 3.23	97,237 97,250	13 0.01%
38	MBS Float	31409UTA3 AFS FN99AR 879045 4.8	11/30/2006	10,395,108 257,961	4.87 03/01/2036	NA -	Non-Callable 03/01/2036	4.42 0.97	102.78 3.71	103.31 3.57	265,144 266,493	1,348 0.51%
39	MBS Float	31349T6B2 AFS FH99AR 782666 4.9	08/23/2006	5,030,473 204,665	4.94 04/01/2036	NA -	Non-Callable 04/01/2036	4.49 1.11	98.76 4.90	99.35 4.74	202,119 203,327	1,208 0.60%
40	MBS Float	31410AEP7 AFS FN99AR 883142 4.5	09/21/2006	12,075,102 450,269	4.73 06/01/2036	NA -	Non-Callable 06/01/2036	3.81 0.73	104.63 3.04	104.89 2.96	471,133 472,272	1,139 0.24%
41	MBS Float	3128JRQQ2 AFS FH99AR 847663 4.6	12/29/2006	10,000,000 192,012	4.65 11/01/2036	NA -	Non-Callable 11/01/2036	4.38 1.00	103.16 3.55	103.45 3.48	198,071 198,635	564 0.28%
42	MBS Float	3128NGF34 AFS FH99AR 1H1386 4.9	06/21/2007	5,000,000 98,293	4.93 03/01/2037	NA -	Non-Callable 03/01/2037	4.60 1.13	103.51 3.62	104.11 3.47	101,747 102,329	581 0.57%
43	MBS Float	3128QJ3C8 AFS FH99AR 1G1695 4.2	05/24/2007	10,000,000 108,524	4.26 04/01/2037	NA -	Non-Callable 04/01/2037	4.60 1.23	102.77 3.16	103.42 3.00	111,527 112,232	706 0.63%
44	MBS Float	31411VQ44 AFS FN99AR 915875 4.6	06/22/2007	5,000,000 137,576	4.64 05/01/2037	NA -	Non-Callable 05/01/2037	2.07 0.89	104.59 1.93	105.11 1.67	143,890 144,606	716 0.50%
45	MBS Float	31400L5H3 AFS FN99AR 691248 4.5	08/23/2007	2,000,000 615	4.51 05/01/2037	NA -	Non-Callable 05/01/2037	4.94 1.15	104.15 3.20	104.26 3.17	641 641	1 0.11%
46	MBS Float	31413B3Q2 AFS FN99AR 941007 4.4	08/10/2007	10,000,000 134,786	4.43 07/01/2037	NA -	Non-Callable 07/01/2037	3.93 1.22	102.98 3.31	103.30 3.22	138,806 139,236	430 0.31%
Total: MBS Float				187,965,974 3,923,617	4.47 01/22/2035	01/22/2035	0.84	103.22 3.26	103.54 3.18	4,049,898 4,061,452	11,555	0.29%
47	Other	SunTrust SunTrust Premier C	05/31/2019	154,535 154,535	0.04 06/30/2019	NA -	Non-Callable 06/30/2019	0.08 0.08	100.00 0.04	100.00 0.04	154,535 154,535	- -
48	Other	QPD Ameris Bank Money Market QPD Ameris Bank Mo	05/31/2019	40,199,876 40,199,876	2.63 06/30/2019	NA -	Non-Callable 06/30/2019	0.08 0.08	100.00 2.63	100.00 2.63	40,199,876 40,199,876	- -
49	Other	QPD CITIZ QPD CITIZENS BANK	05/31/2019	10,317,716 10,317,716	2.63 06/30/2019	NA -	Non-Callable 06/30/2019	0.08 0.08	100.00 2.63	100.00 2.63	10,317,716 10,317,716	- -
50	Other	FLGITF FLORIDA LOCAL GOVT	05/31/2019	5,114,356 5,114,356	2.47 06/30/2019	NA -	Non-Callable 06/30/2019	0.08 0.08	100.00 2.47	100.00 2.47	5,114,356 5,114,356	- -
51	Other	WELLSFARGO WELLS FARGO SELECT	05/31/2019	1,861,915 1,861,915	2.33 06/30/2019	NA -	Non-Callable 06/30/2019	0.08 0.08	100.00 2.33	100.00 2.33	1,861,915 1,861,915	- -
52	Other	FLCLASS FLCLASS MM FUND	05/31/2019	5,267,098 5,267,098	2.59 06/30/2019	NA -	Non-Callable 06/30/2019	0.08 0.08	100.00 2.59	100.00 2.59	5,267,098 5,267,098	- -
53	Other	ST Overnight Sun Trust Overnight	05/31/2019	15,093,750 15,093,750	2.26 06/30/2019	NA -	Non-Callable 06/30/2019	0.08 0.08	100.00 2.26	100.00 2.26	15,093,750 15,093,750	- -

#	CUSIP Sector	FAS 115 Description	Settle Date	Original Face Current Face	Coupon Maturity	Call Date Call Price	Call Type Effect Mat	WAL Base Eff Dur	Book Price Book Yld (TE)	Mkt Price Mkt Yield	Book Value Mkt Value	Gain/Loss Gain/Loss %
54	QPD CENT Other	AFS QPD CENTENNIAL BAN	05/31/2019	47,245,081 47,245,081	2.63 06/30/2019	NA -	Non-Callable 06/30/2019	0.08 0.08	100.00 2.63	100.00 2.63	47,245,081 47,245,081	- -
55	QPD MM Other	AFS QPD BANK UNITED MO	05/31/2019	5,414,628 5,414,628	2.50 06/30/2019	NA -	Non-Callable 06/30/2019	0.08 0.08	100.00 2.50	100.00 2.50	5,414,628 5,414,628	- -
56	SBAFLPRIME Other	AFS SBA/Florida Prime	05/31/2019	12,231,447 12,231,447	2.58 06/30/2019	NA -	Non-Callable 06/30/2019	0.08 0.08	100.00 2.58	100.00 2.58	12,231,447 12,231,447	- -
57	QPD FL Other	AFS QPD Synovus Money	05/31/2019	42,005,537 42,005,537	2.63 06/30/2019	NA -	Non-Callable 06/30/2019	0.08 0.08	100.00 2.63	100.00 2.63	42,005,537 42,005,537	- -
58	QPD City Other	AFS QPD CITY NATIONAL	05/31/2019	53,839,232 53,839,232	2.63 06/30/2019	NA -	Non-Callable 06/30/2019	0.08 0.08	100.00 2.63	100.00 2.63	53,839,232 53,839,232	- -
59	FLE190816 Other	AFS Florida Education	11/30/2018	10,314,635 10,314,635	2.84 08/16/2019	NA -	Non-Callable 08/16/2019	0.21 0.21	100.00 2.84	100.00 2.84	10,314,635 10,314,635	- -
60	FLE190910 Other	AFS Florida Education	12/31/2018	10,134,737 10,134,737	2.91 09/10/2019	NA -	Non-Callable 09/10/2019	0.28 0.28	100.00 2.91	100.00 2.91	10,134,737 10,134,737	- -
61	FLE190920 Other	AFS Florida Education	12/31/2018	10,308,865 10,308,865	2.91 09/20/2019	NA -	Non-Callable 09/20/2019	0.31 0.31	100.00 2.91	100.00 2.91	10,308,865 10,308,865	- -
62	FLE190920 Other	AFS Florida Education	12/31/2018	10,087,452 10,087,452	2.66 09/27/2019	NA -	Non-Callable 09/27/2019	0.33 0.33	100.00 2.66	100.00 2.66	10,087,452 10,087,452	- -
63	FLE190920 Other	AFS Florida Education	12/31/2018	2,058,990 2,058,990	2.74 10/11/2019	NA -	Non-Callable 10/11/2019	0.36 0.37	100.00 2.74	100.00 2.74	2,058,990 2,058,990	- -
64	FLE190920 Other	AFS Florida Education	12/31/2018	5,152,303 5,152,303	2.77 10/17/2019	NA -	Non-Callable 10/17/2019	0.38 0.38	100.00 2.77	100.00 2.77	5,152,303 5,152,303	- -
65	FLE190920 Other	AFS Florida Education	03/28/2019	15,067,583 15,067,583	2.53 10/24/2019	NA -	Non-Callable 10/24/2019	0.40 0.40	100.00 2.53	100.00 2.53	15,067,583 15,067,583	- -
66	FLE190920 Other	AFS Florida Education	03/28/2019	10,294,916 10,294,916	2.57 12/17/2019	NA -	Non-Callable 12/17/2019	0.55 0.55	100.00 2.57	100.00 2.57	10,294,916 10,294,916	- -
67	CDCityNat0520 Other	AFS CD - City National	05/31/2019	10,000,000 10,000,000	2.50 05/31/2020	NA -	Non-Callable 05/31/2020	1.00 1.00	100.00 2.50	100.00 2.50	10,000,000 10,000,000	- -
68	CDSynov1120 Other	AFS CD - Synovus Bank	05/31/2019	20,000,000 20,000,000	2.60 11/30/2020	NA -	Non-Callable 11/30/2020	1.50 1.49	100.00 2.60	100.00 2.60	20,000,000 20,000,000	- -
69	CDCent0522 Other	AFS CD - Centennial Ba	05/31/2019	20,000,000 20,000,000	2.70 05/31/2022	NA -	Non-Callable 05/31/2022	3.00 2.85	100.00 2.70	100.00 2.70	20,000,000 20,000,000	- -
	Total: Other			362,164,652 362,164,652	2.62 10/24/2019		10/24/2019	0.40 0.39	100.00 2.63	100.00 2.63	362,164,652 362,164,652	- -
70	912828S43 Treasury	AFS UNITED STATES TREA	09/27/2018	10,000,000 10,000,000	0.75 07/15/2019	NA -	Non-Callable 07/15/2019	0.13 0.12	98.61 12.07	99.81 2.26	9,860,938 9,981,250	120,312 1.22%
71	912828TH3 Treasury	AFS UNITED STATES TREA	07/05/2018	10,000,000 10,000,000	0.88 07/31/2019	NA -	Non-Callable 07/31/2019	0.17 0.17	98.59 9.32	99.75 2.36	9,859,375 9,975,000	115,625 1.17%

CUSIP #	FAS 115 Sector	Description	Settle Date	Original Face Current Face	Coupon Maturity	Call Date Call Price	Call Type Effect Mat	WAL Base Eff Dur	Book Price Book Yld (TE)	Mkt Price Mkt Yield	Book Value Mkt Value	Gain/Loss Gain/Loss %
9128282B5	Treasury	AFS UNITED STATES TREA	08/02/2018	10,000,000	0.75	NA	Non-Callable	0.21	98.41	99.67	9,840,625	126,563
72	Treasury	AFS UNITED STATES TREA	08/02/2018	10,000,000	0.75	-	08/15/2019	0.21	8.46	2.32	9,967,188	1.29%
9128282X7	Treasury	AFS UNITED STATES TREA	09/27/2018	15,000,000	1.38	NA	Non-Callable	0.33	98.75	99.69	14,812,500	140,625
73	Treasury	AFS UNITED STATES TREA	09/27/2018	15,000,000	1.38	-	09/30/2019	0.34	5.20	2.32	14,953,125	0.95%
912828F62	Treasury	AFS UNITED STATES TREA	07/05/2018	10,000,000	1.50	NA	Non-Callable	0.42	98.75	99.64	9,875,000	89,062
74	Treasury	AFS UNITED STATES TREA	07/05/2018	10,000,000	1.50	-	10/31/2019	0.42	4.56	2.37	9,964,062	0.90%
912828U32	Treasury	AFS UNITED STATES TREA	08/02/2018	10,000,000	1.00	NA	Non-Callable	0.46	98.14	99.41	9,814,062	126,563
75	Treasury	AFS UNITED STATES TREA	08/02/2018	10,000,000	1.00	-	11/15/2019	0.46	5.17	2.31	9,940,625	1.29%
912828U73	Treasury	AFS UNITED STATES TREA	09/05/2018	10,000,000	1.38	NA	Non-Callable	0.54	98.44	99.48	9,843,750	104,688
76	Treasury	AFS UNITED STATES TREA	09/05/2018	10,000,000	1.38	-	12/15/2019	0.54	4.33	2.34	9,948,438	1.06%
912828H52	Treasury	AFS UNITED STATES TREA	10/31/2018	10,000,000	1.25	NA	Non-Callable	0.67	98.18	99.30	9,817,578	112,110
77	Treasury	AFS UNITED STATES TREA	10/31/2018	10,000,000	1.25	-	01/31/2020	0.67	4.04	2.31	9,929,688	1.14%
912828J84	Treasury	AFS UNITED STATES TREA	09/27/2018	10,000,000	1.38	NA	Non-Callable	0.83	97.97	99.27	9,796,875	129,687
78	Treasury	AFS UNITED STATES TREA	09/27/2018	10,000,000	1.38	-	03/31/2020	0.84	3.87	2.27	9,926,562	1.32%
9128284J6	Treasury	AFS UNITED STATES TREA	12/19/2018	10,000,000	2.38	NA	Non-Callable	0.92	99.56	100.08	9,956,250	51,562
79	Treasury	AFS UNITED STATES TREA	12/19/2018	10,000,000	2.38	-	04/30/2020	0.92	2.86	2.29	10,007,812	0.52%
912828X96	Treasury	AFS UNITED STATES TREA	12/19/2018	5,000,000	1.50	NA	Non-Callable	0.96	98.35	99.30	4,917,578	47,266
80	Treasury	AFS UNITED STATES TREA	12/19/2018	5,000,000	1.50	-	05/15/2020	0.96	3.26	2.25	4,964,844	0.96%
912810EP9	Treasury	AFS UNITED STATES TREA	09/10/1993	3,000,000	7.13	NA	Non-Callable	3.71	117.08	118.44	3,512,344	40,781
81	Treasury	AFS UNITED STATES TREA	09/10/1993	3,000,000	7.13	-	02/15/2023	3.28	2.30	1.95	3,553,125	1.16%
Total: Treasury				113,000,000	1.46			0.58	99.03	100.19	111,906,875	1,204,844
				113,000,000	12/30/2019		12/30/2019	0.57	5.72	2.30	113,111,719	1.08%
				692,854,945	2.37			0.48	99.81	100.05	488,291,909	1,221,545
Total				489,245,492	12/29/2019		12/29/2019	0.45	3.34	2.55	489,513,453	0.25%

This presentation is for informational purposes only and is being furnished on a confidential basis. By accepting this information, the recipient agrees that it will use the information only to evaluate its potential interest in the strategies described herein and for no other purpose and will not divulge any such information to any other party.

This presentation does not constitute a commitment to lend money, underwrite any proposed transaction, purchase securities or other assets, provide financing, arrange financing, or provide any other services. SunTrust Robinson Humphrey, Inc. and its representatives and affiliates make no representation and have given you no advice concerning the appropriate regulatory treatment, accounting treatment, or possible tax consequences of the proposed transactions described herein. Prior to entering into any proposed transaction, you should determine, without reliance upon SunTrust Robinson Humphrey, Inc. or its representatives or affiliates, the economic risks and merits, as well as the legal, tax, and accounting characteristics and consequences, of the transaction, and that you are able to assume these risks. These materials should not be relied upon for the maintenance of your books and records or for any tax, accounting, legal or other purposes.

All materials, including proposed terms and conditions, are indicative and for discussion purposes only. Finalized terms and conditions are subject to further discussion and negotiation and will be evidenced by a formal written agreement. Except as required by applicable law, we make no representation or warranty, express or implied, to you or to any person as to the content of the information contained herein. Opinions expressed herein are current opinions only as of the date indicated. Any historical price(s) or value(s) are also only as of the date indicated. We are under no obligation to update opinions or other information.

In connection with Treasury Regulation Section 1.6011-4, it is our mutual intent that the tax structure and tax treatment of the transactions contemplated by this presentation are not confidential and that notwithstanding anything herein to the contrary that each of us (and our employees, representatives and agents) may disclose to any and all persons, without limitation of any kind, the tax structure and tax treatment of the transactions contemplated herein.

SunTrust Robinson Humphrey, Inc. (“STRH”) is not recommending an action to you as a municipal entity or obligated person. STRH is not acting as an advisor to you and does not owe a fiduciary duty pursuant to Section 15B of the Exchange Act to you with respect to the information and material contained in this communication. STRH is acting for its own interests. You should discuss any information and material contained in this communication with any and all internal or external advisors and experts that you deem appropriate before acting on this information or material. This information provided “as-is” and “where-is”, and STRH makes no representation or warranty of any kind, express or implied, with respect to the selection, design, functionality, or operation of the information in this file, and makes no implied warranty of merchantability or fitness for a particular purpose, and specifically disclaims any implied warranty with respect thereto.

The information in this presentation is necessarily based upon information provided by you, and market, economic, and other conditions and assumptions. STRH assumes no obligation, and does not intend to, update the file to reflect any changes in such information, conditions or assumptions.

The information in this presentation is illustrative and is not intended to predict actual results, which may differ substantially from those reflected in this presentation. This presentation is based on mathematical models that use inputs and assumptions to calculate results. You should understand the assumptions and evaluate whether they are appropriate for your purposes. As with all models, results may vary significantly depending upon the value of the model’s inputs and assumptions, which may or may not be stated. Any interest rates or transactional terms used herein are hypothetical and take into consideration conditions in today’s market and other factual information. This presentation is for informational purposes only and is being furnished on a confidential basis.

This presentation does not constitute a commitment to lend money, underwrite any proposed transaction, purchase securities or other assets, provide financing, arrange financing, or provide any other services. SunTrust and its representatives and affiliates make no representation and have given you no advice concerning the appropriate regulatory treatment, accounting treatment, or possible tax consequences of the proposed transactions described herein. Prior to entering into any proposed transaction, you should determine, without reliance upon SunTrust or its representatives or affiliates, the economic risks and merits, as well as the legal, tax, and accounting characteristics and consequences, of the transaction, and that you are able to assume these risks. These materials should not be relied upon for the maintenance of your books and records or for any tax, accounting, legal or other purposes.

Any historical price(s) or value(s) are also only as of the date indicated. We are under no obligation to update opinions or other information.

Nothing in this document constitutes a “Research Report” within the meaning of CFTC Regulation 23.605(a)(9). If this document references a Swap, this document constitutes a solicitation within the meaning of CFTC Regulation 23.605(a)(9)(v) to potentially enter into a derivatives transaction upon satisfaction of all applicable legal requirements.

SunTrust Robinson Humphrey is the trade name for the corporate and investment banking services of SunTrust Banks, Inc. and its subsidiaries, including SunTrust Robinson Humphrey, Inc., member, FINRA and SIPC. Debt and equity underwriting, trading, research and sales, loan syndications, municipal securities trading and sales, and mergers and acquisitions advisory services are offered by SunTrust Robinson Humphrey, Inc. Cash management, loans and loan related products, foreign exchange, risk management products and services and agency services are offered by SunTrust Bank.