

Seminole County Board of  
County Commissioners  
Sanford, FL

Portfolio Performance Review  
November 30, 2018



**SUNTRUST**  
**ROBINSON HUMPHREY**

Grier Campbell  
Director  
Fixed Income Sales

*404-926-5549*  
*Grier.Campbell@suntrust.com*

Mike Davis  
Managing Director - Strategies  
Fixed Income Strategies

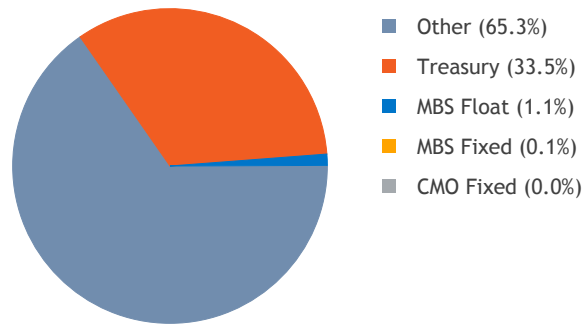
*901-842-3824*  
*Mike.Davis@suntrust.com*

Strictly Private and Confidential

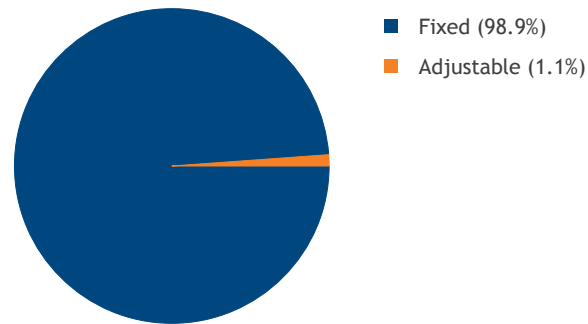
Section I Portfolio Overview..... 3  
Section II Security Inventory Report..... 4  
Disclaimer..... 9

Steven Jones  
Vice President  
Fixed Income Strategies

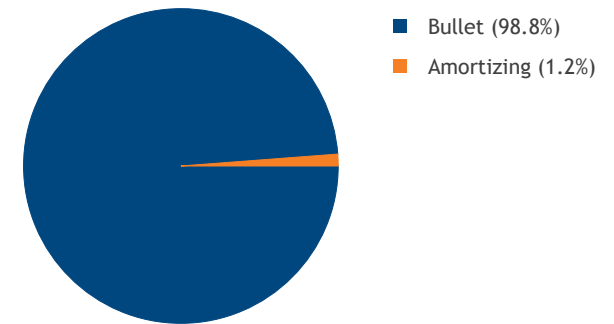
Sector Allocation



Coupon Type



Principal Type



Sector	Par Value	Book Value	Market Value	Gain (Loss)	AFS %	Book Yld (TE)	Average Life	Effective Duration	Effective Convexity	Price Vol. +300 Bps	Market Yld (TE)	3Mo CPR	
												Book Yld (TE)	Average Life
MBS Fixed	241,714	249,142	249,975	834	100%	2.06	1.23	1.13	0.02	(3.31)	1.64	2.19	1.36
MBS Float	4,562,747	4,714,282	4,711,292	(2,990)	100%	3.69	4.17	0.59	0.04	(3.22)	3.70	3.71	7.86
CMO Fixed	1,637	1,678	1,672	(6)	100%	3.00	0.80	0.76	0.01	(2.24)	3.44	3.49	0.93
Treasury	133,000,000	131,806,484	132,047,032	240,548	100%	2.97	0.86	0.85	0.01	(2.49)	2.64	2.97	0.86
Other	259,571,073	259,571,073	259,571,073	-	100%	2.40	0.14	0.14	0.00	(0.42)	2.40	2.40	0.14
<b>Totals/Averages</b>	<b>397,377,171</b>	<b>396,342,658</b>	<b>396,581,044</b>	<b>238,386</b>	<b>100%</b>	<b>2.60</b>	<b>0.43</b>	<b>0.38</b>	<b>0.01</b>	<b>(1.14)</b>	<b>2.49</b>	<b>2.60</b>	<b>0.47</b>

#	CUSIP	FAS 115 Sector	Description	Settle Date	Original Face	Current Face	Coupon	Maturity	Call Date	Call Price	Call Type	Effect Mat	WAL Base	Eff Dur	Book Price	Book Yld (TE)	Mkt Price	Mkt Yield	Book Value	Mkt Value	Gain/Loss	Gain/Loss %
1	31358GY43	CMO Fixed	AFS FN 9156 M PAC1 Fix	10/19/1993	1,300,000	1,637	6.75	06/25/2021	NA	-	Non-Callable	06/25/2021	0.80	0.76	102.52	3.00	102.17	3.44	1,678	1,672	(6)	(0.34%)
<b>Total: CMO Fixed</b>					<b>1,300,000</b>	<b>1,637</b>	<b>6.75</b>	<b>06/25/2021</b>	<b>NA</b>	<b>-</b>	<b>Non-Callable</b>	<b>06/25/2021</b>	<b>0.80</b>	<b>0.76</b>	<b>102.52</b>	<b>3.00</b>	<b>102.17</b>	<b>3.44</b>	<b>1,678</b>	<b>1,672</b>	<b>(6)</b>	<b>(0.34%)</b>
2	36292LB37	MBS Fixed	AFS GNJO 651758 5.0	07/18/2006	1,550,000	25,471	5.00	04/15/2021	NA	-	Non-Callable	04/15/2021	0.85	0.81	104.50	(0.54)	104.41	(0.43)	26,617	26,594	(24)	(0.09%)
3	36211QY54	MBS Fixed	AFS GNJO 520132 5.0	07/18/2006	1,646,693	41,771	5.00	04/15/2021	NA	-	Non-Callable	04/15/2021	0.98	0.93	101.51	3.24	102.74	1.97	42,403	42,916	513	1.21%
4	36201XQ50	MBS Fixed	AFS GNJO 606276 5.0	07/18/2006	3,530,852	65,811	5.00	05/15/2021	NA	-	Non-Callable	05/15/2021	0.92	0.87	104.03	0.38	102.70	1.81	68,464	67,588	(876)	(1.28%)
5	3128M1TL3	MBS Fixed	AFS FGCI G12455 5.5	01/31/2007	5,130,000	69,627	5.50	10/01/2021	NA	-	Non-Callable	10/01/2021	0.89	0.84	102.83	2.03	104.77	(0.12)	71,598	72,950	1,353	1.89%
6	36202BCP8	MBS Fixed	AFS G2SF 000978 8.5	09/21/1993	3,144,133	482	8.50	03/20/2023	NA	-	Non-Callable	03/20/2023	1.43	1.31	102.37	6.49	102.38	6.48	494	494	-	0.01%
7	3128FHCT7	MBS Fixed	AFS FGLMC D75482 6.5	07/25/2001	3,422,641	38,551	6.50	05/01/2026	NA	-	Non-Callable	05/01/2026	2.91	2.52	102.63	5.46	102.29	5.59	39,566	39,433	(133)	(0.34%)
<b>Total: MBS Fixed</b>					<b>18,424,319</b>	<b>241,714</b>	<b>5.39</b>	<b>03/30/2022</b>	<b>NA</b>	<b>-</b>	<b>Non-Callable</b>	<b>03/30/2022</b>	<b>1.23</b>	<b>1.13</b>	<b>103.07</b>	<b>2.06</b>	<b>103.43</b>	<b>1.64</b>	<b>249,142</b>	<b>249,975</b>	<b>834</b>	<b>0.33%</b>
8	36202KWW1	MBS Float	AFS G2AR 008761 3.5	05/31/1995	2,400,000	4,024	3.50	03/20/2021	NA	-	Non-Callable	03/20/2021	1.10	0.71	99.62	4.09	99.65	4.06	4,008	4,010	2	0.04%
9	36202K7D1	MBS Float	AFS G2AR 008992 3.6	06/22/1995	4,000,000	13,078	3.63	06/20/2022	NA	-	Non-Callable	06/20/2022	1.59	0.92	101.50	2.86	101.42	2.92	13,275	13,264	(11)	(0.08%)
10	36202J6M5	MBS Float	AFS G2AR 008076 3.1	08/24/1995	1,530,000	5,194	3.13	11/20/2022	NA	-	Non-Callable	11/20/2022	1.81	1.04	99.96	3.92	100.04	3.87	5,192	5,196	4	0.08%
11	31369BJJ5	MBS Float	AFS FN99AR 205565 3.5	02/23/1998	1,050,738	22,041	3.53	02/01/2023	NA	-	Non-Callable	02/01/2023	1.79	0.16	102.37	3.20	102.45	3.16	22,564	22,582	17	0.08%
12	36202KME2	MBS Float	AFS G2AR 008457 3.7	07/22/1998	2,461,551	8,496	3.75	07/20/2024	NA	-	Non-Callable	07/20/2024	2.54	0.13	102.31	3.20	102.20	3.24	8,692	8,683	(9)	(0.11%)
13	36202KPD1	MBS Float	AFS G2AR 008520 3.1	06/22/1995	2,022,030	8,808	3.13	10/20/2024	NA	-	Non-Callable	10/20/2024	2.64	1.17	102.47	3.01	102.49	3.00	9,025	9,027	2	0.03%
14	31348SLE2	MBS Float	AFS FH99AR 785725 4.5	11/23/1999	2,000,000	7,196	4.53	12/01/2026	NA	-	Non-Callable	12/01/2026	2.93	0.83	103.36	3.39	102.07	3.86	7,438	7,344	(93)	(1.26%)
15	31380LKE7	MBS Float	AFS FN99AR 443193 3.5	12/23/1998	3,500,000	17,512	3.59	11/01/2027	NA	-	Non-Callable	11/01/2027	2.74	0.27	104.08	3.26	104.18	3.22	18,227	18,244	17	0.10%
16	36225CKE5	MBS Float	AFS G2AR 080292 3.6	10/25/1999	4,000,000	16,632	3.63	06/20/2029	NA	-	Non-Callable	06/20/2029	4.07	1.13	100.22	4.03	100.22	4.03	16,668	16,668	-	-
17	31295KN83	MBS Float	AFS FH99AR 786715 4.2	11/24/1999	1,856,783	27,602	4.25	07/01/2029	NA	-	Non-Callable	07/01/2029	3.54	0.67	102.90	3.73	102.86	3.74	28,403	28,391	(11)	(0.04%)

#	CUSIP Sector	FAS 115 Description	Settle Date	Original Face Current Face	Coupon Maturity	Call Date Call Price	Call Type Effect Mat	WAL Base Eff Dur	Book Price Book Yld (TE)	Mkt Price Mkt Yield	Book Value Mkt Value	Gain/Loss Gain/Loss %
18	MBS Float	31383K6X0 AFS FN99AR 505886 4.3	08/25/1999	3,000,000 19,828	4.39 07/01/2029	NA -	Non-Callable 07/01/2029	3.49 0.61	102.85 3.84	102.80 3.86	20,392 20,383	(10) (0.05%)
19	MBS Float	31383NZU8 AFS FN99AR 508455 4.3	07/30/1999	3,560,767 50,053	4.39 08/01/2029	NA -	Non-Callable 08/01/2029	3.56 0.61	103.16 3.76	103.10 3.78	51,634 51,606	(28) (0.05%)
20	MBS Float	31295KPW8 AFS FH99AR 786737 4.4	10/25/1999	4,000,000 1,011	4.50 09/01/2029	NA -	Non-Callable 09/01/2029	3.57 0.81	103.30 3.73	103.22 3.75	1,044 1,043	(1) (0.08%)
21	MBS Float	31384VQU9 AFS FN99AR 535167 3.6	05/23/2001	5,721,120 31,427	3.65 01/01/2030	NA -	Non-Callable 01/01/2030	3.59 0.20	104.63 3.41	104.75 3.37	32,881 32,920	39 0.12%
22	MBS Float	36225CNP7 AFS G2AR 080397 3.6	05/24/2000	4,000,000 17,253	3.63 04/20/2030	NA -	Non-Callable 04/20/2030	4.47 1.18	101.96 3.61	101.24 3.79	17,591 17,468	(123) (0.70%)
23	MBS Float	36225CSM9 AFS G2AR 080523 3.7	08/23/2001	1,434,669 31,880	3.75 07/20/2031	NA -	Non-Callable 07/20/2031	4.54 0.17	101.33 3.88	102.36 3.62	32,306 32,631	326 1.01%
24	MBS Float	36225CSZ0 AFS G2AR 080535 3.7	08/23/2001	3,567,526 52,888	3.75 08/20/2031	NA -	Non-Callable 08/20/2031	4.39 0.18	103.41 3.33	103.33 3.35	54,692 54,650	(42) (0.08%)
25	MBS Float	36225CTZ9 AFS G2AR 080567 3.3	02/25/2002	5,007,640 99,857	3.38 01/20/2032	NA -	Non-Callable 01/20/2032	4.70 1.21	101.40 3.77	101.46 3.75	101,256 101,315	58 0.06%
26	MBS Float	31391BC39 AFS FN99AR 661690 4.4	09/25/2002	5,000,000 142,282	4.42 09/01/2032	NA -	Non-Callable 09/01/2032	4.52 1.05	105.77 3.32	105.68 3.34	150,485 150,363	(122) (0.08%)
27	MBS Float	31402KUQ5 AFS FN99AR 731491 4.6	09/30/2003	4,000,000 27,498	4.64 10/01/2033	NA -	Non-Callable 10/01/2033	4.20 0.86	104.38 3.72	104.29 3.74	28,702 28,678	(24) (0.08%)
28	MBS Float	31404AE91 AFS FN99AR 762560 3.9	10/25/2004	3,980,910 221,562	4.46 11/01/2033	NA -	Non-Callable 11/01/2033	4.32 0.90	102.65 3.94	100.89 4.41	227,427 223,532	(3,895) (1.71%)
29	MBS Float	31404CMN7 AFS FN99AR 764565 3.8	11/23/2004	5,000,000 455,479	3.92 06/01/2034	NA -	Non-Callable 06/01/2034	4.00 0.57	103.38 3.18	104.23 2.94	470,862 474,734	3,872 0.82%
30	MBS Float	31405DVG9 AFS FN99AR 786415 4.2	10/24/2007	5,369,079 151,434	4.27 07/01/2034	NA -	Non-Callable 07/01/2034	3.63 0.58	100.53 4.35	100.79 4.26	152,241 152,637	395 0.26%
31	MBS Float	31349TWL1 AFS FH99AR 782451 4.7	07/24/2006	6,450,000 61,840	4.71 10/01/2034	NA -	Non-Callable 10/01/2034	4.40 0.99	105.30 3.47	103.39 3.95	65,116 63,935	(1,181) (1.81%)
32	MBS Float	31407FU24 AFS FN99AR 829601 4.5	10/24/2007	4,927,478 273,641	4.51 08/01/2035	NA -	Non-Callable 08/01/2035	3.82 0.37	106.20 3.06	106.14 3.08	290,598 290,435	(163) (0.06%)
33	MBS Float	3128QJG26 AFS FH99AR 1G1117 4.4	11/21/2007	15,000,000 724,918	4.48 09/01/2035	NA -	Non-Callable 09/01/2035	4.50 0.85	103.61 3.74	103.45 3.78	751,102 749,911	(1,192) (0.16%)
34	MBS Float	31408EQ39 AFS FN99AR 849274 3.2	08/23/2006	6,575,000 58,850	4.18 01/01/2036	NA -	Non-Callable 01/01/2036	3.93 0.69	101.60 4.00	101.42 4.06	59,794 59,684	(110) (0.18%)
35	MBS Float	3128QLRC7 AFS FH99AR 1H2583 3.7	04/24/2007	4,000,000 53,417	3.72 01/01/2036	NA -	Non-Callable 01/01/2036	4.55 0.39	105.16 3.55	105.27 3.52	56,173 56,233	60 0.11%
36	MBS Float	31408G7J0 AFS FN99AR 851497 3.9	09/21/2006	3,050,000 110,200	3.91 02/01/2036	NA -	Non-Callable 02/01/2036	4.29 0.20	102.49 3.58	102.45 3.59	112,944 112,902	(42) (0.04%)

#	CUSIP Sector	FAS 115 Description	Settle Date	Original Face Current Face	Coupon Maturity	Call Date Call Price	Call Type Effect Mat	WAL Base Eff Dur	Book Price Book Yld (TE)	Mkt Price Mkt Yield	Book Value Mkt Value	Gain/Loss Gain/Loss %
37	MBS Float	31409UTA3 AFS FN99AR 879045 3.8	11/30/2006	10,395,108 265,933	3.87 03/01/2036	NA -	Non-Callable 03/01/2036	4.50 0.29	102.78 4.08	102.88 4.06	273,338 273,592	254 0.09%
38	MBS Float	31349T6B2 AFS FH99AR 782666 4.1	08/23/2006	5,030,473 208,656	4.19 04/01/2036	NA -	Non-Callable 04/01/2036	4.57 0.41	98.76 5.24	98.83 5.22	206,061 206,208	147 0.07%
39	MBS Float	31410AEP7 AFS FN99AR 883142 4.5	09/21/2006	12,075,102 458,627	4.59 06/01/2036	NA -	Non-Callable 06/01/2036	4.02 0.40	104.63 3.60	104.54 3.62	479,879 479,468	(410) (0.09%)
40	MBS Float	3128JRQQ2 AFS FH99AR 847663 4.3	12/29/2006	10,000,000 404,503	4.34 11/01/2036	NA -	Non-Callable 11/01/2036	4.55 0.80	103.16 3.91	103.01 3.95	417,267 416,686	(581) (0.14%)
41	MBS Float	3128NGF34 AFS FH99AR 1H1386 3.9	06/21/2007	5,000,000 112,581	3.97 03/01/2037	NA -	Non-Callable 03/01/2037	4.68 0.44	103.51 3.97	103.59 3.95	116,538 116,617	80 0.07%
42	MBS Float	3128QJ3C8 AFS FH99AR 1G1695 3.7	05/24/2007	10,000,000 112,093	3.70 04/01/2037	NA -	Non-Callable 04/01/2037	4.68 0.56	102.77 3.60	102.73 3.61	115,195 115,153	(42) (0.04%)
43	MBS Float	31400L5H3 AFS FN99AR 691248 4.1	08/23/2007	2,000,000 5,690	4.11 05/01/2037	NA -	Non-Callable 05/01/2037	5.05 0.48	104.15 3.79	104.13 3.79	5,926 5,925	(1) (0.01%)
44	MBS Float	31411VQ44 AFS FN99AR 915875 4.1	06/22/2007	5,000,000 141,017	4.14 05/01/2037	NA -	Non-Callable 05/01/2037	2.16 (0.15)	104.59 2.37	104.56 2.38	147,489 147,454	(35) (0.02%)
45	MBS Float	31413B3Q2 AFS FN99AR 941007 4.4	08/10/2007	10,000,000 137,750	4.43 07/01/2037	NA -	Non-Callable 07/01/2037	4.03 0.57	102.98 3.84	102.88 3.87	141,857 141,721	(137) (0.10%)
<b>Total: MBS Float</b>				<b>187,965,974 4,562,747</b>	<b>4.23 02/25/2035</b>			<b>4.17 0.59</b>	<b>103.32 3.69</b>	<b>103.28 3.70</b>	<b>4,714,282 4,711,292</b>	<b>(2,990) (0.06%)</b>
46	Other	FLE181224 AFS FL EDUCATION INVES	11/30/2018	10,166,520 10,166,520	2.35 12/24/2018	NA -	Non-Callable 12/24/2018	0.07 0.07	100.00 2.34	100.00 2.34	10,166,520 10,166,520	- -
47	Other	QPD City QPD CITY NATIONAL	11/30/2018	43,926,080 43,926,080	2.38 12/31/2018	NA -	Non-Callable 12/31/2018	0.08 0.09	100.00 2.38	100.00 2.38	43,926,080 43,926,080	- -
48	Other	QPD FL QPD FLORIDA COMMUN	11/30/2018	42,123,129 42,123,129	2.38 12/31/2018	NA -	Non-Callable 12/31/2018	0.08 0.09	100.00 2.38	100.00 2.38	42,123,129 42,123,129	- -
49	Other	FLCLASS AFS FLCLASS MM FUND	11/30/2018	5,199,305 5,199,305	2.41 12/31/2018	NA -	Non-Callable 12/31/2018	0.08 0.09	100.00 2.41	100.00 2.41	5,199,305 5,199,305	- -
50	Other	QPD CITIZ AFS QPD CITIZENS BANK	11/30/2018	10,186,282 10,186,282	2.38 12/31/2018	NA -	Non-Callable 12/31/2018	0.08 0.09	100.00 2.38	100.00 2.38	10,186,282 10,186,282	- -
51	Other	WELLSFARGO AFS WELLS FARGO SELECT	11/30/2018	1,840,554 1,840,554	2.09 12/31/2018	NA -	Non-Callable 12/31/2018	0.08 0.09	100.00 2.09	100.00 2.09	1,840,554 1,840,554	- -
52	Other	SunTrust AFS SunTrust Premier C	11/30/2018	104,040 104,040	0.04 12/31/2018	NA -	Non-Callable 12/31/2018	0.08 0.09	100.00 0.04	100.00 0.04	104,040 104,040	- -
53	Other	QPD CENT AFS QPD CENTENNIAL BAN	11/30/2018	42,399,443 42,399,443	2.38 12/31/2018	NA -	Non-Callable 12/31/2018	0.08 0.09	100.00 2.38	100.00 2.38	42,399,443 42,399,443	- -
54	Other	FLGITF AFS FLORIDA LOCAL GOVT	11/30/2018	5,050,529 5,050,529	2.31 12/31/2018	NA -	Non-Callable 12/31/2018	0.08 0.09	100.00 2.31	100.00 2.31	5,050,529 5,050,529	- -

#	CUSIP Sector	FAS 115 Description	Settle Date	Original Face Current Face	Coupon Maturity	Call Date Call Price	Call Type Effect Mat	WAL Base Eff Dur	Book Price Book Yld (TE)	Mkt Price Mkt Yield	Book Value Mkt Value	Gain/Loss Gain/Loss %
55	QPD MM Other	AFS QPD BANK UNITED MO	11/30/2018	43,896,132 43,896,132	2.38 12/31/2018	NA -	Non-Callable 12/31/2018	0.08 0.09	100.00 2.38	100.00 2.38	43,896,132 43,896,132	- -
56	SBAFLPRIME Other	AFS SBA/Florida Prime	11/30/2018	12,072,602 12,072,602	2.44 12/31/2018	NA -	Non-Callable 12/31/2018	0.08 0.09	100.00 2.44	100.00 2.44	12,072,602 12,072,602	- -
57	FID190116 Other	AFS FIDELITY BANK OF F	11/30/2018	2,035,049 2,035,049	1.92 01/16/2019	NA -	Non-Callable 01/16/2019	0.13 0.13	100.00 1.91	100.00 1.91	2,035,049 2,035,049	- -
58	FLE190124 Other	AFS FL EDUCATION INVES	11/30/2018	5,085,068 5,085,068	2.25 01/24/2019	NA -	Non-Callable 01/24/2019	0.15 0.15	100.00 2.24	100.00 2.24	5,085,068 5,085,068	- -
59	FLE190228 Other	AFS FL EDUCATION INVES	11/30/2018	5,086,203 5,086,203	2.28 02/28/2019	NA -	Non-Callable 02/28/2019	0.25 0.25	100.00 2.27	100.00 2.27	5,086,203 5,086,203	- -
60	FLE190328 Other	AFS FL EDUCATION INVES	11/30/2018	10,167,794 10,167,794	2.47 03/28/2019	NA -	Non-Callable 03/28/2019	0.33 0.33	100.00 2.46	100.00 2.46	10,167,794 10,167,794	- -
61	FLE190528 Other	AFS FL EDUCATION INVES	11/30/2018	10,063,014 10,063,014	2.50 05/28/2019	NA -	Non-Callable 05/28/2019	0.49 0.49	100.00 2.50	100.00 2.50	10,063,014 10,063,014	- -
62	FLE190528 Other	AFS FL EDUCATION INVES	11/30/2018	10,169,329 10,169,329	2.84 08/16/2019	NA -	Non-Callable 08/16/2019	0.71 0.71	100.00 2.84	100.00 2.84	10,169,329 10,169,329	- -
<b>Total: Other</b>				<b>259,571,073 259,571,073</b>	<b>2.40 01/19/2019</b>		<b>01/19/2019</b>	<b>0.14 0.14</b>	<b>100.00 2.40</b>	<b>100.00 2.40</b>	<b>259,571,073 259,571,073</b>	<b>- -</b>
63	912828SD3 Treasury	AFS UNITED STATES TREA	07/03/2018	10,000,000 10,000,000	1.25 01/31/2019	NA -	Non-Callable 01/31/2019	0.17 0.17	99.64 3.38	99.81 2.36	9,964,062 9,981,250	17,188 0.17%
64	912828ST8 Treasury	AFS UNITED STATES TREA	07/05/2018	10,000,000 10,000,000	1.25 04/30/2019	NA -	Non-Callable 04/30/2019	0.42 0.42	99.31 2.92	99.50 2.46	9,931,250 9,950,000	18,750 0.19%
65	912828XS4 Treasury	AFS UNITED STATES TREA	09/27/2018	15,000,000 15,000,000	1.25 05/31/2019	NA -	Non-Callable 05/31/2019	0.50 0.50	99.19 2.90	99.38 2.52	14,878,125 14,906,250	28,125 0.19%
66	912828S43 Treasury	AFS UNITED STATES TREA	09/27/2018	10,000,000 10,000,000	0.75 07/15/2019	NA -	Non-Callable 07/15/2019	0.63 0.62	98.61 3.01	98.86 2.60	9,860,938 9,885,938	25,000 0.25%
67	912828TH3 Treasury	AFS UNITED STATES TREA	07/05/2018	10,000,000 10,000,000	0.88 07/31/2019	NA -	Non-Callable 07/31/2019	0.67 0.67	98.59 3.01	98.86 2.61	9,859,375 9,885,938	26,563 0.27%
68	912828B5 Treasury	AFS UNITED STATES TREA	08/02/2018	10,000,000 10,000,000	0.75 08/15/2019	NA -	Non-Callable 08/15/2019	0.71 0.71	98.41 3.04	98.69 2.63	9,840,625 9,868,750	28,125 0.29%
69	912828X7 Treasury	AFS UNITED STATES TREA	09/27/2018	15,000,000 15,000,000	1.38 09/30/2019	NA -	Non-Callable 09/30/2019	0.83 0.84	98.75 2.90	98.92 2.69	14,812,500 14,838,282	25,782 0.17%
70	912828F62 Treasury	AFS UNITED STATES TREA	07/05/2018	10,000,000 10,000,000	1.50 10/31/2019	NA -	Non-Callable 10/31/2019	0.92 0.92	98.75 2.89	98.89 2.73	9,875,000 9,889,062	14,062 0.14%
71	912828U32 Treasury	AFS UNITED STATES TREA	08/02/2018	10,000,000 10,000,000	1.00 11/15/2019	NA -	Non-Callable 11/15/2019	0.96 0.96	98.14 2.98	98.38 2.73	9,814,062 9,837,500	23,438 0.24%
72	912828U73 Treasury	AFS UNITED STATES TREA	09/05/2018	10,000,000 10,000,000	1.38 12/15/2019	NA -	Non-Callable 12/15/2019	1.04 1.04	98.44 2.91	98.59 2.75	9,843,750 9,859,375	15,625 0.16%

#	CUSIP	FAS 115	Original Face	Coupon	Call Date	Call Type	WAL Base	Book Price	Mkt Price	Book Value	Gain/Loss
Sector	Description	Settle Date	Current Face	Maturity	Call Price	Effect Mat	Eff Dur	Book Yld (TE)	Mkt Yield	Mkt Value	Gain/Loss %
	912828H52	AFS	10,000,000	1.25	NA	Non-Callable	1.17	98.18	98.27	9,817,578	8,984
73	Treasury	UNITED STATES TREA	10,000,000	01/31/2020	-	01/31/2020	1.17	2.85	2.77	9,826,562	0.09%
	912828J84	AFS	10,000,000	1.38	NA	Non-Callable	1.33	97.97	98.16	9,796,875	18,750
74	Treasury	UNITED STATES TREA	10,000,000	03/31/2020	-	03/31/2020	1.33	2.94	2.79	9,815,625	0.19%
	912810EP9	AFS	3,000,000	7.13	NA	Non-Callable	4.21	117.08	116.75	3,512,344	(9,844)
75	Treasury	UNITED STATES TREA	3,000,000	02/15/2023	-	02/15/2023	3.64	2.79	2.87	3,502,500	(0.28%)
<b>Total: Treasury</b>			133,000,000	1.34			0.86	99.10	99.36	131,806,484	240,548
			133,000,000	10/09/2019		10/09/2019	0.85	2.97	2.64	132,047,032	0.18%
<b>Total</b>			600,261,366	2.07			0.43	99.74	99.80	396,342,658	238,386
			397,377,171	06/26/2019		06/26/2019	0.38	2.60	2.49	396,581,044	0.06%



This presentation is for informational purposes only and is being furnished on a confidential basis. By accepting this information, the recipient agrees that it will use the information only to evaluate its potential interest in the strategies described herein and for no other purpose and will not divulge any such information to any other party.

This presentation does not constitute a commitment to lend money, underwrite any proposed transaction, purchase securities or other assets, provide financing, arrange financing, or provide any other services. SunTrust Robinson Humphrey, Inc. and its representatives and affiliates make no representation and have given you no advice concerning the appropriate regulatory treatment, accounting treatment, or possible tax consequences of the proposed transactions described herein. Prior to entering into any proposed transaction, you should determine, without reliance upon SunTrust Robinson Humphrey, Inc. or its representatives or affiliates, the economic risks and merits, as well as the legal, tax, and accounting characteristics and consequences, of the transaction, and that you are able to assume these risks. These materials should not be relied upon for the maintenance of your books and records or for any tax, accounting, legal or other purposes.

All materials, including proposed terms and conditions, are indicative and for discussion purposes only. Finalized terms and conditions are subject to further discussion and negotiation and will be evidenced by a formal written agreement. Except as required by applicable law, we make no representation or warranty, express or implied, to you or to any person as to the content of the information contained herein. Opinions expressed herein are current opinions only as of the date indicated. Any historical price(s) or value(s) are also only as of the date indicated. We are under no obligation to update opinions or other information.

In connection with Treasury Regulation Section 1.6011-4, it is our mutual intent that the tax structure and tax treatment of the transactions contemplated by this presentation are not confidential and that notwithstanding anything herein to the contrary that each of us (and our employees, representatives and agents) may disclose to any and all persons, without limitation of any kind, the tax structure and tax treatment of the transactions contemplated herein.

SunTrust Robinson Humphrey, Inc. (“STRH”) is not recommending an action to you as a municipal entity or obligated person. STRH is not acting as an advisor to you and does not owe a fiduciary duty pursuant to Section 15B of the Exchange Act to you with respect to the information and material contained in this communication. STRH is acting for its own interests. You should discuss any information and material contained in this communication with any and all internal or external advisors and experts that you deem appropriate before acting on this information or material. This information provided “as-is” and “where-is”, and STRH makes no representation or warranty of any kind, express or implied, with respect to the selection, design, functionality, or operation of the information in this file, and makes no implied warranty of merchantability or fitness for a particular purpose, and specifically disclaims any implied warranty with respect thereto.

The information in this presentation is necessarily based upon information provided by you, and market, economic, and other conditions and assumptions. STRH assumes no obligation, and does not intend to, update the file to reflect any changes in such information, conditions or assumptions.

The information in this presentation is illustrative and is not intended to predict actual results, which may differ substantially from those reflected in this presentation. This presentation is based on mathematical models that use inputs and assumptions to calculate results. You should understand the assumptions and evaluate whether they are appropriate for your purposes. As with all models, results may vary significantly depending upon the value of the model’s inputs and assumptions, which may or may not be stated. Any interest rates or transactional terms used herein are hypothetical and take into consideration conditions in today’s market and other factual information. This presentation is for informational purposes only and is being furnished on a confidential basis.

This presentation does not constitute a commitment to lend money, underwrite any proposed transaction, purchase securities or other assets, provide financing, arrange financing, or provide any other services. SunTrust and its representatives and affiliates make no representation and have given you no advice concerning the appropriate regulatory treatment, accounting treatment, or possible tax consequences of the proposed transactions described herein. Prior to entering into any proposed transaction, you should determine, without reliance upon SunTrust or its representatives or affiliates, the economic risks and merits, as well as the legal, tax, and accounting characteristics and consequences, of the transaction, and that you are able to assume these risks. These materials should not be relied upon for the maintenance of your books and records or for any tax, accounting, legal or other purposes.

Any historical price(s) or value(s) are also only as of the date indicated. We are under no obligation to update opinions or other information.

Nothing in this document constitutes a “Research Report” within the meaning of CFTC Regulation 23.605(a)(9). If this document references a Swap, this document constitutes a solicitation within the meaning of CFTC Regulation 23.605(a)(9)(v) to potentially enter into a derivatives transaction upon satisfaction of all applicable legal requirements.

SunTrust Robinson Humphrey is the trade name for the corporate and investment banking services of SunTrust Banks, Inc. and its subsidiaries, including SunTrust Robinson Humphrey, Inc., member, FINRA and SIPC. Debt and equity underwriting, trading, research and sales, loan syndications, municipal securities trading and sales, and mergers and acquisitions advisory services are offered by SunTrust Robinson Humphrey, Inc. Cash management, loans and loan related products, foreign exchange, risk management products and services and agency services are offered by SunTrust Bank.